



City of Belle Isle Job Site Card **Roofing PERMIT 2018-08-004**

PERMIT MUST BE POSTED ON SITE - A permit expires in 6 months if approved inspections are not recorded /scheduled within that time frame. You are responsible for scheduling and keeping track of all your inspections -

Permit Number 2018-08-004

Issue Date: 08-03--2018

Site Address: 5260 Chiswick Cir. 32812

Parcel Number: 20-23-30-9373-00-330

Class: Residential

Subdivision:

Description of Work: Re-roof 4000 SQFT- Asphalt Shingles.

Issued To: ANDREW PEET INC

Business Phone: 407 340-5699

Name: ANDREW PEET MARK

Contractor License CCC1327383

Payment Date & Method: 8 / 8 / 2018

☒ Visa ☐ Master Card ☐ Amex ☐ Discover ☐ Check / Money Order # 1440

Schedule Inspections via Email at: BIDScheduling@universalengineering.com

SCHEDULE INSPECTIONS BY 3:00 PM CUT OFF TIME

Inspection Results Will Be Sent Out the Following Business Day

"WARNING TO OWNER: YOUR FAILURE TO RECORD A NOTICE OF COMMENCEMENT MAY RESULT IN YOUR PAYING TWICE FOR IMPROVEMENTS TO YOUR PROPERTY. IF YOU INTEND TO OBTAIN FINANCING, CONSULT WITH YOUR LENDER OR AN ATTORNEY BEFORE RECORDING YOUR NOTICE OF COMMENCEMENT."

ROOF	INSPECTOR	DATE	COMMENTS
NEW ROOFS ONLY Code 700 Deck, nailing, Dry In - Flashing			
Both new & reroof Code 710 In Progress			
Both new & reroof Code 720 Final			

Inspection requests are to be emailed to BIDScheduling@UniversalEngineering.com; a confirmation email will be sent back to you upon scheduling. Next-Day Inspection requests must be made by 3:00 pm. Please include the following in your request: Permit #, project address, type of inspection, date of the requested inspection, a contact name & a contact phone number. AM or PM may be requested but cannot be guaranteed.



City of Belle Isle

Universal Engineering Sciences 3532 Maggie Blvd., Orlando, FL 32811
Tel 407-581-8161 * Fax 407-581-0313 * www.universalengineering.com

RECEIVED
AUG - 1 2018

APPLICATION FOR ROOFING PERMIT

WARNING TO OWNER: YOUR FAILURE TO RECORD A NOTICE OF COMMENCEMENT MAY RESULT IN YOUR PAYING TWICE FOR IMPROVEMENTS TO YOUR PROPERTY. A NOTICE OF COMMENCEMENT MUST BE RECORDED AND POSTED ON THE JOB SITE BEFORE THE FIRST INSPECTION. IF YOU INTEND TO OBTAIN FINANCING, CONSULT WITH YOUR LENDER OR AN ATTORNEY BEFORE RECORDING YOUR NOTICE OF COMMENCEMENT.

DATE OF APPLICATION: June 18 2018

ROOF PERMIT NUMBER 205-05-004

PLEASE PRINT. The undersigned hereby applies for a permit to make installations as indicated below:

Project Address 5260 Chiswick Cir, Belle Isle, FL 32809 ☒ 32812

Property Owner Charlyne & James Cross Phone 407 718-4983

Property Owner's Mailing Address 5260 Chiswick Cir City Orlando

State FL Zip Code 32812 Parcel Id Number: 20-23-30-9373-00-330

REQUIRED! To obtain this information, please visit <http://www.ocpafl.org/Searches/ParcelSearch.aspx>

Class of Building: Old ☒ New ☐ Type of Building: Residential ☒ Commercial ☐ Other ☐
Type of Work: New Roof ☐ ReRoof ☒

- REQUIRED!** Florida Product Approval Form - NOTE: installation instructions must be posted on-site before your first inspection!!

Please indicate the nature of work by completing the information below:

Roof Square Footage: 4059 Number of Stories: 1 Job Valuation: \$ 17,000

Type: Asphalt Shingles ☐ Metal ☐ Modified Bitumen ☐ Other: 715

I hereby certify that the above is true and correct to the best of my knowledge and make Application for Permit as outlined above, and if same is granted I agree to conform to all Florida Building Code Regulations and City Ordinances regulating same and in accordance with plans submitted. The issuance of this permit does not grant permission to violate any applicable Town and/or State of Florida codes and/or ordinances. By signing below, I recognize Republic Services is by legal contract the sole authorized provider of garbage, recycling, yard waste, and commercial garbage and construction debris collection and disposal services with the city limits of the City. Contractors, homeowners and commercial businesses may contact Republic Services at 407-293-8000 to setup accounts for Commercial, Construction Roll Off, or other services needed. Rates are fixed by contract and are available at City Hall or from Republic Services. The City enforces the contract through its code enforcement office. Failure to comply will result in a stop work order.

LICENSE HOLDER SIGNATURE [Signature] LICENSE # CCC1327383

LICENSE HOLDER NAME Andrew Peet COMPANY NAME Andrew Peet Inc.

Street Address 1641 Woodland Ave.

City Winter Park State FL Zip Code 32789 Phone Number 407 268-3178

Email Address peet-roofing@yahoo.com

Building Official: SM Date 8-3-18

✓ Verified Contractor's Licenses & Insurance are on file 7 Date 8-1-2018

Zoning Fee \$ 30.00

Building Fee \$ 105.00

Review Fee \$ /

1% BCAIB Fee \$ 2.00

1.5% DCA Fee \$ 2.00

Total Permit Fee \$ 139.00

NOTE: The Building Permit Number is required if the Roof Installation is associated with any construction or alteration where a Building Permit has been issued.

15 1K 25
16x5 50
105

PAID
8-8-2018
615 A 1440

State of FLORIDA, County of ORANGE.
Per §688.50, F.S. which defines and permits electronic signatures.
I certify that this is a true copy of the document as reflected in the
Official Records.
PHIL DIAMOND, COUNTY COMPTROLLER



DOC # 20180464996
08/06/2018 13:18 PM Page 1 of 1
Rec Fee \$10.00
Deed Doc Tax \$0.00
Mortgage Doc Tax \$0.00
Intangible Tax \$0.00
Phil Diamond, Comptroller
Orange County, FL
Ref To SIMPLIFILE LC

By Renee Simmons at 3:01 pm, Aug 06, 2018

Deputy Comptroller

Date

Permit Number
Color/Parcel Identification Number PC-A3 30-4373-00 000
Prepared by ANDREW PEET INC
1841 Woodland Ave
Return to Winter Park, FL 32789

Same as above

NOTICE OF COMMENCEMENT

State of Florida, County of Orange

The undersigned hereby gives notice that improvement will be made to certain real property, and in accordance with Chapter 713, Florida Statutes, the following information is provided in this Notice of Commencement

1. Description of property (legal description of the property, and street address if available)
30-4373-00 000 5260 Chiswick Cir Orlando FL 32812

2. General description of improvement
RE-ROOF

3. Owner information or Lessee information if the Lessee contracted for the improvement

Name Charlene & James Cross

Address 5260 Chiswick Cir Orlando FL 32812

Interest in Property OWNER

Name and address of fee simple titleholder (if different from Owner listed above)

Name

Address

4. Contractor ANDREW PEET INC

Name 1841 Woodland Ave

Address Winter Park, FL 32789

Telephone Number 407 248 3178

5. Surety (if applicable, a copy of the payment bond is attached)

Name

Address

Telephone Number

6. Lender

Name

Address

Telephone Number

7. Persons within the State of Florida designated by Owner upon whom notices or other documents may be served as provided by §713.13(1)(a)7, Florida Statutes.

Name

Address

Telephone Number

8. In addition to himself or herself, Owner designates the following to receive a copy of the Lienor's Notice as provided in §713.13(1)(b), Florida Statutes.

Name

Address

Telephone Number

9. Expiration date of notice of commencement (the expiration date may not be before the completion of construction and final payment to the contractor, but will be 1 year from the date of recording unless a different date is specified)

WARNING TO OWNER: ANY PAYMENTS MADE BY THE OWNER AFTER THE EXPIRATION OF THE NOTICE OF COMMENCEMENT ARE CONSIDERED IMPROPER PAYMENTS UNDER CHAPTER 713, PART I, SECTION 713.13, FLORIDA STATUTES, AND CAN RESULT IN YOUR PAYING TWICE FOR IMPROVEMENTS TO YOUR PROPERTY. A NOTICE OF COMMENCEMENT MUST BE RECORDED AND POSTED ON THE JOB SITE BEFORE THE FIRST INSPECTION. IF YOU INTEND TO OBTAIN FINANCING, CONSULT WITH YOUR LENDER OR AN ATTORNEY BEFORE COMMENCING WORK OR RECORDING YOUR NOTICE OF COMMENCEMENT.

Under penalty of perjury, I declare that I have read the foregoing notice of commencement and that the facts stated in it are true to the best of my knowledge and belief.

Signature of Owner or Lessee, or Owner's or Lessee's Authorized Officer/Direction/Property Manager

Owner's

Signature's Title/Office

The foregoing instrument was acknowledged before me this 14th day of July 2018 by James Cross and Charlene Cross

(Name of person)

as

Type of Surety, e.g. officer, under, attorney in fact


for

Name of party on behalf of whom instrument was executed

Signature of Notary Public, State of Florida

Notary Public, State of Florida

Personally Known OR Produced ID X
Type of ID Produced FLOL





Product Approval Form

DATE: Aug 1, 2018

PERMIT # _____


PROJECT ADDRESS 5260 Chiswick Circle, Belle Isle, FL 32809 32812

As required by Florida Statue 553 842 and Florida Administrative Code 9B-72m, please provide the information and approval numbers of the building components listed below if they will be utilized on the building or structure. FL Approved products are listed online at www.floridabuilding.org or can be obtained from the local product supplier. The following information must be turned in with permit application and available onsite for inspections:

1. **This Product Approval Cover Sheet**
2. **Internet screen from FloridaBuilding.org showing PA#, approval and code edition stamped**
3. **Manufacturer's installation details from FloridaBuilding.org and requirements for each product stamped**

Product Type	Manufacturer	Model/Series	FL Product Approval #	Product Type	Manufacturer	Model/Series	FL Product Approval #
EXTERIOR DOORS				WALL PANELS			
Swinging				Sliding			
Sliding				Soffits			
Sectional/Rollup				Storefront			
Other				Glass Block			
				Other			
WINDOWS				ROOFING PRODUCTS			
Single/Dbl Hung				Asphalt Shingles	<u>Certainteed</u>	<u>Landmark</u>	<u>FL5444.1</u>
Horizontal Slider				Non Struct Metal			
Casement				Roofing Tiles			
Fixed				Single Ply Roof			
Mullion				Underlayment	<u>Interwrap</u>	<u>Roofrunner</u>	<u>FL 21841.1</u>
Skylights				Other			
Other							
STRUCTURAL COMPONENTS				OTHER			
Wood Connectors							
Wood Anchors							
Truss Plates							
Insulation Forms							
Lintels							
Other							

It is the applicant's responsibility to verify that specific products have been installed in accordance with their limitations and with the minimum required design pressures for the structure. Specific compliance will be verified during field inspections.

Applicant Signature 

Date Aug 1, 2018

FLORIDA DEPARTMENT OF
Business & Professional Regulation



[BCIS Home](#) | [Log In](#) | [User Registration](#) | [Hot Topics](#) | [Submit Surcharge](#) | [Stats & Facts](#) | [Publications](#) | [Contact Us](#) | [BCIS Site Map](#) | [Links](#) | [Search](#)



Product Approval
USER: Public User

[Product Approval Menu](#) > [Product or Application Search](#) > [Application List](#) > **Application Detail**

OFFICE OF THE
SECRETARY

FL #	FL21841-R3	
Application Type	Revision	
Code Version	2017	
Application Status	Approved	
Comments		
Archived	<input type="checkbox"/>	
Product Manufacturer	CertainTeed Corporation-Roofing	
Address/Phone/Email	20 Moores Road Malvern, PA 19355 (610) 893-5400 mark.d.harner@saint-gobain.com	
Authorized Signature	Mark Harner mark.d.harner@saint-gobain.com	
Technical Representative	Mark D. Harner	
Address/Phone/Email	18 Moores Road Malvern, PA 19355 (610) 651-5847 Mark.D.Harner@saint-gobain.com	
Quality Assurance Representative		
Address/Phone/Email		
Category	Roofing	
Subcategory	Underlayments	
Compliance Method	Evaluation Report from a Florida Registered Architect or a Licensed Florida Professional Engineer <input type="checkbox"/> Evaluation Report - Hardcopy Received	
Florida Engineer or Architect Name who developed the Evaluation Report	Robert Nieminen	
Florida License	PE-59166	
Quality Assurance Entity	QAI Laboratories	
Quality Assurance Contract Expiration Date	08/29/2019	
Validated By	John W. Knezevich, PE <input checked="" type="checkbox"/> Validation Checklist - Hardcopy Received	
Certificate of Independence	FL21841 R3 COI 2018 01 COI NIEMINEN.pdf	
Referenced Standard and Year (of Standard)	Standard	Year
	ASTM D1970 (tear)	2015
	ASTM D226 (physicals)	2009
Equivalence of Product Standards Certified By		
Sections from the Code		

Product Approval Method

Method 1 Option D

Date Submitted

03/19/2018

Date Validated

03/22/2018

Date Pending FBC Approval

03/27/2018

Date Approved

06/12/2018

Date Revised

06/14/2018

Summary of Products

FL #	Model, Number or Name	Description
21841.1	RoofRunner High Performance Synthetic Underlayment	Synthetic underlayment for use with asphalt-shingle roof systems
Limits of Use Approved for use in HVHZ: No Approved for use outside HVHZ: Yes Impact Resistant: N/A Design Pressure: N/A Other: Refer to ER Section 5 for Limits of Use.		Installation Instructions FL21841 R3 II 2018 03 FINAL CERTAINTED ROOFRUNNER FL21841-R3.pdf Verified By: Robert Nieminen PE-59166 Created by Independent Third Party: Yes Evaluation Reports FL21841 R3 AE 2018 03 FINAL CERTAINTED ROOFRUNNER FL21841-R3.pdf Created by Independent Third Party: Yes

[Back](#)

[Next](#)

Contact Us :: 2601 Blair Stone Road, Tallahassee FL 32399 Phone: 850-487-1824

The State of Florida is an AA/EEO employer. [Copyright 2007-2013 State of Florida](#), :: [Privacy Statement](#) :: [Accessibility Statement](#) :: [Refund Statement](#)

Under Florida law, email addresses are public records. If you do not want your e-mail address released in response to a public-records request, do not send electronic mail to this entity. Instead, contact the office by phone or by traditional mail. If you have any questions, please contact 850.487.1395. *Pursuant to Section 455.275 (1), Florida Statutes, effective October 1, 2012, licensees licensed under Chapter 455, F.S. must provide the Department with an email address if they have one. The emails provided may be used for official communication with the licensee. However email addresses are public record. If you do not wish to supply a personal address, please provide the Department with an email address which can be made available to the public. To determine if you are a licensee under Chapter 455, F.S., please click [here](#).

Product Approval Accepts:



Credit Card

Safe





NEMO|etc.

Certificate of Authorization #32455
353 Christian Street, Unit #13
Oxford, CT 06478
(203) 262-9245

ENGINEER

EVALUATE

TEST

CONSULT

CERTIFY

EVALUATION REPORT

CertainTeed Corporation

20 Moores Road
Malvern, PA 19355
(610) 651-5847

Evaluation Report 13500.02.17-R3

FL21841-R3

Date of Issuance: 02/10/2017

Revision 3: 03/19/2018

SCOPE:

This Evaluation Report is issued under **Rule 61G20-3** and the applicable rules and regulations governing the use of construction materials in the State of Florida. The documentation submitted has been reviewed by Robert Nieminen, P.E. for use of the product under the Florida Building Code and Florida Building Code, Residential Volume. The products described herein have been evaluated for compliance with the **6th Edition (2017) Florida Building Code** sections noted herein.

DESCRIPTION: RoofRunner™ High Performance Synthetic Roofing Underlayment

LABELING: Labeling shall be in accordance with the requirements of the Accredited Quality Assurance Agency noted herein.

CONTINUED COMPLIANCE: This Evaluation Report is valid until such time as the named product(s) changes, the referenced Quality Assurance documentation changes, or provisions of the Code that relate to the product change. Acceptance of this Evaluation Report by the named client constitutes agreement to notify Robert Nieminen, P.E. of any changes to the product(s), the Quality Assurance or the production facility location(s). NEMO|etc. requires a complete review of this Evaluation Report relative to updated Code requirements with each Code Cycle.

ADVERTISEMENT: The Evaluation Report number preceded by the words "NEMO|etc. Evaluated" may be displayed in advertising literature. If any portion of the Evaluation Report is displayed, then it shall be done in its entirety.

INSPECTION: Upon request, a copy of this entire Evaluation Report shall be provided to the user by the manufacturer or its distributors and shall be available for inspection at the job site at the request of the Building Official.

This Evaluation Report consists of pages 1 through 4.

Prepared by:

Robert J.M. Nieminen, P.E.

Florida Registration No. 59166, Florida DCA ANE1983



The facsimile seal appearing was authorized by Robert Nieminen, P.E. on 03/19/2018. This does not serve as an electronically signed document.

CERTIFICATION OF INDEPENDENCE:

1. NEMO ETC, LLC does not have, nor does it intend to acquire or will it acquire, a financial interest in any company manufacturing or distributing products it evaluates.
2. NEMO ETC, LLC is not owned, operated or controlled by any company manufacturing or distributing products it evaluates.
3. Robert Nieminen, P.E. does not have nor will acquire, a financial interest in any company manufacturing or distributing products for which the evaluation reports are being issued.
4. Robert Nieminen, P.E. does not have, nor will acquire, a financial interest in any other entity involved in the approval process of the product.
5. This is a building code evaluation. Neither NEMO|etc. nor Robert Nieminen, P.E. are, in any way, the Designer of Record for any project on which this Evaluation Report, or previous versions thereof, is/was used for permitting or design guidance unless retained specifically for that purpose.



NEMO | etc.

ROOFING COMPONENT EVALUATION:

1. SCOPE:

Product Category: Roofing

Sub-Category: Underlayment

Compliance Statement: RoofRunner™ High Performance Synthetic Roofing Underlayment, as produced by CertainTeed Corporation, has demonstrated compliance with the following sections of the 6th Edition (2017) Florida Building Code through testing in accordance with applicable sections of the following Standards. Compliance is subject to the Installation Requirements and Limitations / Conditions of Use set forth herein.

2. STANDARDS:

Section	Properties	Standard	Year
1507.1.1, R905.1.1 Exception	Unrolling, Breaking Strength, Pliability	ASTM D226	2009
1507.1.1, R905.1.1 Exception	Tear strength	ASTM D1970	2015

3. REFERENCES:

Entity	Examination	Reference	Date
ERD (TST6049)	Tear strength	CTR-SC16080.17	07/31/2017
QAI (TST9808)	Physical Properties, AC188	RJ3502P-1	11/05/2014
QAI (QUA7628)	Traceability/Inspections	Service Confirmation	08/29/2017

4. PRODUCT DESCRIPTION:

- 4.1 **RoofRunner™** is a synthetic polymer-based scrim-reinforced underlayment designed for use on roof decks as a water-resistant layer beneath asphalt roofing shingles; meets FBC 1507.1.1 & R905.1.1 (Exception). **RoofRunner™** consists of a woven polyolefin base with a layer of nonwoven polyolefin sheet and a polymer coating on the back side. **RoofRunner™** is available in rolls 48-inch x 250-ft; nominal unit weight of 2.25 lbs/square.

5. LIMITATIONS:

- 5.1 This is a building code evaluation. Neither NEMO ETC, LLC nor Robert Nieminen, P.E. are, in any way, the Designer of Record for any project on which this Evaluation Report, or previous versions thereof, is/was used for permitting or design guidance unless retained specifically for that purpose.
- 5.2 This Evaluation Report is not for use in FBC HVHZ jurisdictions.
- 5.3 Fire Classification is not part of this Evaluation Report; refer to current Approved Roofing Materials Directory or test report from accredited testing/listing agency for fire ratings of this product.
- 5.4 **RoofRunner™** may be used with any prepared roof cover where the product is specifically referenced within FBC approval documents. If not listed, a request may be made to the Authority Having Jurisdiction for approval based on this evaluation combined with supporting data for the prepared roof covering.
- 5.5 **RoofRunner™** shall not be installed on roof slopes below 2:12.
- 5.6 Allowable roof covers:

Table 1: Roof Cover Options						
Underlayment	Asphalt Shingles	Nail-On Tile	Foam-On Tile	Metal	Wood Shakes & Shingles	Slate
RoofRunner™	Yes	No	No	No	No	No

5.7 Exposure Limitations:

CertainTeed recommends primary roofing be installed within 48 hours of underlayment installation for re-roof applications or within 10-days of underlayment installation for new construction applications.

**6. INSTALLATION:**

- 6.1 **RoofRunner™** shall be installed in accordance with **CertainTeed Corporation** published installation instructions subject to the Limitations set forth in Section 5 herein and the specifics noted below.
- 6.2 Shall be installed in compliance with the requirements for **ASTM D226, Type I or II** underlayment in **FBC Table 1507.1.1 or R905.1.1** for the type of prepared roof covering to be installed, taking into account the wider sheet-width for double-layer applications.
- 6.3 Re-fasten any loose decking panels, and check for protruding nail heads. Sweep the substrate thoroughly to remove any dust and debris prior to application.
- 6.4 Install a leak barrier of ASTM D1970, such as **CertainTeed WinterGuard (FL11288)**, or equal holding Florida Statewide Product Approval at vulnerable leak areas, including but not limited to eaves, valleys, rakes, skylights and dormers. At eaves and valleys, install the leak barrier prior to installation of **RoofRunner™**. Along the rake, install **RoofRunner™**, leaving 6 to 8-inch of the deck exposed, and then install the leak barrier over the **RoofRunner™** and exposed decking. At other areas, install the leak barrier over the **RoofRunner™**.

6.5 Single Layer; Roof Slope > 4:12:

For slopes 4:12 (18.4°) or greater: **RoofRunner™** shall be laid horizontally, parallel to the eave with the printed side up, flat and unwrinkled and have minimum 3-inch side (horizontal) laps and minimum 6-inch end (vertical) laps. Side (horizontal) laps shall run with the flow of water in a shingling manner. End (vertical) laps shall be offset from course to course not less than 3 feet.

6.6 Double Layer; 2:12 < Roof Slope < 4:12:

For slopes 2:12 (9.4°) to <4:12 (18.4°): **RoofRunner™** shall be applied in a double coverage method, flat and unwrinkled. Begin by applying a 25.5-inch wide starter-strip of **RoofRunner™** along the eaves. Then place a full-width sheet over the starter, with the lower edge flush to the starter's lower edge. Apply succeeding 48-inch wide courses up the roof slope, overlapping each previous course a minimum of 25.5-inches in a "shingle fashion" with minimum 12-inch end (vertical) laps. End (vertical) laps shall be offset from course to course not less than 3 feet.

- 6.7 Where laps or joints require sealant or adhesive, use high quality asphalt roofing cement meeting ASTM D4586, Type II or cements/caulks based on butyl rubber or urethane. CertainTeed recommends sealing all laps and joints where the underlayment will be exposed to wind-driven rain.

6.8 Attachment:

Code Reference: The Exception statement in FBC 1507.1.1 and FBC R905.1.1 requires use of metal cap nails where the ultimate design wind speed, V_{ult} , equals or exceeds 150 mph.

Minimum fasteners shall be corrosion resistant plastic cap nails with minimum 1-inch diameter head. **Do not use staples.** Ensure fasteners are installed at 90 degree angle to the deck with flush contact between the plastic cap or metal cap and the upper surface of the underlayment. Fasteners shall be of sufficient length to penetrate through the underside of plywood or OSB decks, or minimum ¾-inch embedment into dimensional lumber / tongue-and-groove wood decks.

Fasten at the circular targets printed on the top surface; 15-inch o.c. vertically and 12-inch o.c. horizontally (parallel to eaves). On vertical side/end laps install 8 fasteners equally spaced at 6-inch o.c. centered in the lap to hold the underlayment in place.

- 6.9 **RoofRunner™** may not be used in any exposed application, including but not limited to crickets, exposed valleys or exposed roof to wall details.



NEMO|etc.

7. BUILDING PERMIT REQUIREMENTS:

As required by the Building Official or Authority Having Jurisdiction in order to properly evaluate the installation of this product.

8. MANUFACTURING PLANTS:

Contact the noted QA agency for information on product locations covered for F.A.C. 61G20-3 QA requirements. The following plants have qualified products under their respective physical properties specifications.

Plant	Specification	Product(s)
Dadra, India	FBC 1507.1.1 (Exception)	RoofRunner™

9. QUALITY ASSURANCE ENTITY:

Quality Auditing Institute, Ltd. – QUA7628; (604) 527-8378, mlansdowne@gai.org

- END OF EVALUATION REPORT -



[BCIS Home](#)
[Log In](#)
[User Registration](#)
[Hot Topics](#)
[Submit Surcharge](#)
[Stats & Facts](#)
[Publications](#)
[Contact Us](#)
[BCIS Site Map](#)
[Links](#)
[Search](#)



Product Approval

USER: Public User

[Product Approval Menu](#) >
 [Product or Application Search](#) >
 [Application List](#) >
 Application Detail

OFFICE OF THE SECRETARY

FL #	FL5444-R13								
Application Type	Revision								
Code Version	2017								
Application Status	Approved								
Comments									
Archived	<input type="checkbox"/>								
Product Manufacturer	CertainTeed Corporation-Roofing								
Address/Phone/Email	20 Moores Road Malvern, PA 19355 (610) 893-5400 mark.d.harner@saint-gobain.com								
Authorized Signature	Mark Harner mark.d.harner@saint-gobain.com								
Technical Representative	Mark D. Harner								
Address/Phone/Email	18 Moores Road Malvern, PA 19355 (610) 651-5847 Mark.D.Harner@saint-gobain.com								
Quality Assurance Representative									
Address/Phone/Email									
Category	Roofing								
Subcategory	Asphalt Shingles								
Compliance Method	Evaluation Report from a Florida Registered Architect or a Licensed Florida Professional Engineer <input type="checkbox"/> Evaluation Report - Hardcopy Received								
Florida Engineer or Architect Name who developed the Evaluation Report	Robert Nieminen								
Florida License	PE-59166								
Quality Assurance Entity	UL LLC								
Quality Assurance Contract Expiration Date	03/09/2020								
Validated By	John W. Knezevich, PE <input checked="" type="checkbox"/> Validation Checklist - Hardcopy Received								
Certificate of Independence	FL5444_R13_COI_2018_01_COI_NIEMINEN.pdf								
Referenced Standard and Year (of Standard)	<table> <thead> <tr> <th>Standard</th><th>Year</th></tr> </thead> <tbody> <tr> <td>ASTM D3161</td><td>2016</td></tr> <tr> <td>ASTM D3462</td><td>2010</td></tr> <tr> <td>ASTM D7158</td><td>2011</td></tr> </tbody> </table>	Standard	Year	ASTM D3161	2016	ASTM D3462	2010	ASTM D7158	2011
Standard	Year								
ASTM D3161	2016								
ASTM D3462	2010								
ASTM D7158	2011								
Equivalence of Product Standards Certified By									
Sections from the Code									

Product Approval Method

Method 1 Option D

Date Submitted

01/24/2018

Date Validated

01/29/2018

Date Pending FBC Approval

01/30/2018

Date Approved

04/10/2018

Date Revised

05/30/2018

Summary of Products

FL #	Model, Number or Name	Description
5444.1	CertainTeed Asphalt Roof Shingles	3-tab, 4-tab, strip (no-cut-outs), laminated and architectural asphalt roof shingles
Limits of Use Approved for use in HVHZ: No Approved for use outside HVHZ: Yes Impact Resistant: N/A Design Pressure: N/A Other: Refer to ER Section 5 for Limits of Use		Installation Instructions FL5444 R13 II 2018 01 FINAL ER CERTAINTEED ASPHALT SHINGLES FL5444-R13.pdf Verified By: Robert Nieminen, PE PE-59166 Created by Independent Third Party: Yes Evaluation Reports FL5444 R13 AE 2018 01 FINAL ER CERTAINTEED ASPHALT SHINGLES FL5444-R13.pdf Created by Independent Third Party: Yes

[Back](#)[Next](#)Contact Us :: [2601 Blair Stone Road, Tallahassee FL 32399](#) Phone: 850-487-1824The State of Florida is an AA/EEO employer. [Copyright 2007-2013 State of Florida](#) :: [Privacy Statement](#) :: [Accessibility Statement](#) :: [Refund Statement](#)

Under Florida law, email addresses are public records. If you do not want your e-mail address released in response to a public-records request, do not send electronic mail to this entity. Instead, contact the office by phone or by traditional mail. If you have any questions, please contact 850.487.1395. *Pursuant to Section 455.275 (1), Florida Statutes, effective October 1, 2012, licensees licensed under Chapter 455, F.S. must provide the Department with an email address if they have one. The emails provided may be used for official communication with the licensee. However email addresses are public record. If you do not wish to supply a personal address, please provide the Department with an email address which can be made available to the public. To determine if you are a licensee under Chapter 455, F.S., please click [here](#).

Product Approval Accepts:
 Credit Card
Safe

SECURITYMETRICS



NEMO|etc.

Certificate of Authorization #32455
353 Christian Street, Unit #13
Oxford, CT 06478
(203) 262-9245

ENGINEER	EVALUATE	TEST	CONSULT	CERTIFY
EVALUATION REPORT				
CertainTeed Corporation 20 Moores Road Malvern, PA 19355 (610) 651-5847			Evaluation Report 3532.09.05-R14 FL5444-R13 Date of Issuance: 09/22/2005 Revision 14: 01/24/2018	

SCOPE:

This Evaluation Report is issued under **Rule 61G20-3** and the applicable rules and regulations governing the use of construction materials in the State of Florida. The documentation submitted has been reviewed by Robert Nieminen, P.E. for use of the product under the Florida Building Code and Florida Building Code, Residential Volume. The products described herein have been evaluated for compliance with the **6th Edition (2017) Florida Building Code** sections noted herein.

DESCRIPTION: CertainTeed Asphalt Roof Shingles.

LABELING: Labeling shall be in accordance with the requirements of the Accredited Quality Assurance Agency noted herein and **FBC 1507.2.7.1 / R905.2.6.1**

CONTINUED COMPLIANCE: This Evaluation Report is valid until such time as the named product(s) changes, the referenced Quality Assurance documentation changes, or provisions of the Code that relate to the product change. Acceptance of this Evaluation Report by the named client constitutes agreement to notify Robert Nieminen, P.E. of any changes to the product(s), the Quality Assurance or the production facility location(s). NEMO|etc. requires a complete review of this Evaluation Report relative to updated Code requirements with each Code Cycle.


ADVERTISEMENT: The Evaluation Report number preceded by the words "NEMO|etc. Evaluated" may be displayed in advertising literature. If any portion of the Evaluation Report is displayed, then it shall be done in its entirety.

INSPECTION: Upon request, a copy of this entire Evaluation Report shall be provided to the user by the manufacturer or its distributors and shall be available for inspection at the job site at the request of the Building Official.

This Evaluation Report consists of pages 1 through 13.

Prepared by:

Robert J.M. Nieminen, P.E.
Florida Registration No. 59166, Florida DCA ANE1983



The facsimile seal appearing was authorized by Robert Nieminen, P.E. on 01/24/2018. This does not serve as an electronically signed document.

CERTIFICATION OF INDEPENDENCE:

1. NEMO|etc. does not have, nor does it intend to acquire or will it acquire, a financial interest in any company manufacturing or distributing products it evaluates.
2. NEMO|etc. is not owned, operated or controlled by any company manufacturing or distributing products it evaluates.
3. Robert Nieminen, P.E. does not have nor will acquire, a financial interest in any company manufacturing or distributing products for which the evaluation reports are being issued.
4. Robert Nieminen, P.E. does not have, nor will acquire, a financial interest in any other entity involved in the approval process of the product.
5. This is a building code evaluation. Neither NEMO|etc. nor Robert Nieminen, P.E. are, in any way, the Designer of Record for any project on which this Evaluation Report, or previous versions thereof, is/was used for permitting or design guidance unless retained specifically for that purpose.



NEMO|etc.

ROOFING SYSTEMS EVALUATION:

1. SCOPE:

Product Category: Roofing
Sub-Category: Asphalt Shingles

Compliance Statement: CertainTeed Asphalt Roof Shingles, as produced by CertainTeed Corporation, have demonstrated compliance with the following sections of the 6th Edition (2017) Florida Building Code and 6th Edition (2017) Florida Building Code, Residential Volume through testing in accordance with the following Standards. Compliance is subject to the Installation Requirements and Limitations / Conditions of Use set forth herein.

2. STANDARDS:

<u>Section</u>	<u>Property</u>	<u>Standard</u>	<u>Year</u>
1507.2.5, R905.2.4	Physical Properties	ASTM D3462	2010
1507.2.7.1, R905.2.6.1	Wind Resistance	ASTM D3161	2016
1507.2.7.1, R905.2.6.1	Wind Resistance	ASTM D7158	2011

3. REFERENCES:

<u>Entity</u>	<u>Examination</u>	<u>Reference</u>	<u>Date</u>
UL (TST 1740)	ASTM D3161	94NK9632	05/15/1998
UL (TST 1740)	ASTM D3161	99NK26506	11/23/1999
UL (TST 1740)	ASTM D3161	03CA12702	05/27/2003
UL (TST 1740)	ASTM D3161	03CA12702	06/16/2003
UL (TST 1740)	ASTM D3161	03NK29847	10/03/2003
UL (TST 1740)	ASTM D3161	04CA11329	05/24/2004
UL (TST 1740)	ASTM D3161	04CA32986	12/03/2004
UL (TST 1740)	ASTM D3161	05NK07049	04/15/2005
UL (TST 1740)	ASTM D3161	05NK16778	05/12/2005
UL (TST 1740)	ASTM D3161	05CA16778	05/12/2005
UL (TST 1740)	ASTM D3161	05NK14836	05/22/2005
UL (TST 1740)	ASTM D3161	05NK22800	06/22/2005
UL (TST 1740)	ASTM D3462	R684	09/21/2005
UL (TST 1740)	ASTM D7158	05NK08037	06/28/2006
UL (TST 1740)	ASTM D3161 & D3462	09CA28873	07/23/2009
UL (TST 1740)	ASTM D3462	10CA41303	10/07/2010
UL (TST 1740)	ASTM D3161	10CA41303	10/08/2010
UL (TST 1740)	ASTM D7158	10CA41303	10/27/2010
UL (TST 1740)	ASTM D3161 & D3462	10CA44960	11/11/2010
UL LLC (TST 9628)	ASTM D3161, D3462 & D7158	13CA32897	11/21/2013
UL LLC (TST 9628)	ASTM D3161, D3462	TFWZ.R684	04/22/2014
UL LLC (TST 9628)	ASTM D7158	TGAH.R684	04/22/2014
UL LLC (TST 9628)	ASTM D3161 & D3462	4786334434	09/16/2014
UL LLC (TST 9628)	ASTM D3161 & D3462	4786570826	02/12/2015
UL LLC (TST 9628)	ASTM D3161, D3462 & D7158	4786570717	12/16/2015
UL LLC (TST 9628)	ASTM D3161 & D3462	4787195678	02/09/2016
UL LLC (TST 9628)	ASTM D3161, D3462 & D7158	4787380356	10/26/2016
UL LLC (TST 9628)	ASTM D3462	4787380357	10/13/2016
UL LLC (TST 9628)	ASTM D7158	4787380357	11/08/2016
UL LLC (TST 9628)	ASTM D3161	4787380357	11/09/2016
UL LLC (TST 9628)	ASTM D3161, D3462 & D7158	4787586427	01/25/2017
UL LLC (TST 9628)	ASTM D3161 & D3462	4788042412	11/15/2017
UL LLC (QUA 9625)	Quality Control	Service Confirmation	Exp. 03/09/2020



NEMO|etc.

4. PRODUCT DESCRIPTION:

4.1 Asphalt Shingles:

- 4.1.1 CT20™, XT™ 25, XT™ 30 and XT™ 30 IR are fiberglass reinforced, 3-tab asphalt roof shingles.
- 4.1.2 Arcadia™, Belmont®, Belmont® IR, Carriage House Shingle®, Grand Manor Shingle®, Landmark™, Landmark™ IR, Landmark™ Pro, Landmark™ Premium, Landmark™ TL, Landmark™ Solaris and Landmark™ Solaris IR are fiberglass reinforced, laminated asphalt roof shingles.
- 4.1.3 NorthGate™ is a fiberglass reinforced, laminated, SBS modified bitumen roof shingle.
- 4.1.4 Presidential Shake™, Presidential Shake™ IR, Presidential Shake TL™ and Presidential Solaris™ are fiberglass reinforced, architectural asphalt roof shingles.
- 4.1.5 Hatteras™, Highland Slate™ and Highland Slate™ IR are fiberglass reinforced, 4-tab asphalt roof shingles.
- 4.1.6 Patriot™ is a fiberglass reinforced asphalt roof strip-shingle (with no cut-outs) providing a laminated appearance through an intermittent shadow line with contrasting blend drops for color definition.

4.2 Hip & Ridge Shingles:

- 4.2.1 Presidential Accessory, Accessory for Hatteras, Shangle Ridge™, Shadow Ridge™, Cedar Crest™, Cedar Crest™ IR, NorthGate Ridge and NorthGate Accessory are fiberglass reinforced accessory shingles for hip and ridge installation.

4.3 Accessory Starter Strips:

- 4.3.1 SwiftStart® Starter Shingle is a starter strip for asphalt roof shingles. Its overall size of 15-1/4" x 38-3/4" yields two (2) 7-5/8" x 38-3/4" starter pieces per shingle.
- 4.4 Any of the above listed shingles may be produced in AR (algae resistant) versions.

5. LIMITATIONS:

- 5.1 This is a building code evaluation. Neither NEMO|etc. nor Robert Nieminen, P.E. are, in any way, the Designer of Record for any project on which this Evaluation Report, or previous versions thereof, is/was used for permitting or design guidance unless retained specifically for that purpose.
- 5.2 This Evaluation Report is not for use within FBC HVHZ jurisdictions.
- 5.3 Fire Classification is not part of this Evaluation Report; refer to current Approved Roofing Materials Directory for fire ratings of this product.
- 5.4 Wind Classification:
- 5.4.1 All shingles noted herein are Classified in accordance with FBC Tables 1507.2.7.1 and R905.2.6.1 to ASTM D3161, Class F and/or ASTM D7158, Class H, indicating the shingles are acceptable for use in all wind zones up to $V_{asd} = 150$ mph ($V_{ult} = 194$ mph). Refer to Section 6 for installation requirements to meet this wind rating.
- 5.4.2 Presidential Accessory, Accessory for Hatteras, Shangle Ridge, Shadow Ridge, Cedar Crest, NorthGate Ridge and NorthGate Accessory hip & ridge shingles have been evaluated in accordance with ASTM D3161, Class F. All except NorthGate Ridge and NorthGate Accessory require use of BASF Sonolastic NP 1 adhesive or Henkel PL® Polyurethane Roof & Flashing Sealant, applied as specified in manufacturer's application instructions, for use in wind zones up to $V_{asd} = 150$ mph ($V_{ult} = 194$ mph). Refer to Section 6 for installation requirements to meet this wind rating.
- 5.4.3 SwiftStart® Starter Shingle has been evaluated in accordance with ASTM D3161, Class F. Refer to Section 6 for installation requirements to meet this wind rating.
- 5.4.4 Classification by ASTM D7158 applies to exposure category B or C and a building height of 60 feet or less. Calculations by a qualified design professional are required for conditions outside these limitations. Contact the shingle manufacturer for data specific to each shingle.



NEMO | etc.

5.4.4.1 **Analysis in accordance with ASTM D7158** indicates the measured uplift resistance (R_T) for the CertainTeed asphalt Roof shingles listed in Section 4.1 through 4.6 (*except Presidential Solaris™*) exceeds the calculated uplift force (F_T) at a maximum design wind speed of $V_{asd} = 150$ mph ($V_{ult} = 194$ mph) for **residential buildings** located in **Exposure D conditions** with **no topographical variations (flat terrain)** having a **mean roof height less than or equal to 60 feet**. The shingles are permissible under Code for installation in these conditions using the installation procedures detailed in this Evaluation Report and CertainTeed minimum requirements, subject to minimum codified fastening requirements established within any local jurisdiction, which shall take precedence.

5.5 All products in the roof assembly shall have quality assurance audits in accordance with **FAC Rule 61G20-3**.

6. INSTALLATION:

6.1 Roof deck, slope, underlayment and fasteners shall comply with **FBC 1507.2 / R905.2** and the shingle manufacturer's minimum requirements.

6.1.1 Underlayment shall be acceptable to **CertainTeed Corporation** and shall hold current Florida Statewide Product Approval, or be Locally Approved per **Rule 61G20-3**, per **FBC Sections 1507.2.3, 1507.2.4 or R905.2.3**.

6.2 Installation of asphalt shingles shall comply with the **CertainTeed Corporation** current published instructions, using minimum four (4) nails per shingle in accordance with **FBC 1507.2.7 or Section R905.2.6** and the minimum requirements herein.

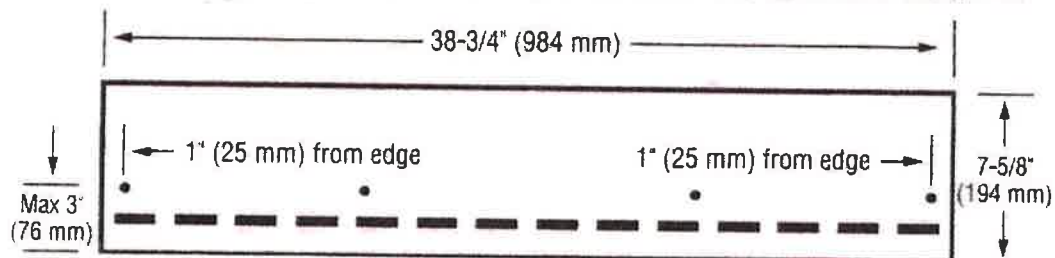
6.2.1 Fasteners shall be in accordance with manufacturer's published requirements, but not less than **FBC 1507.2.6 or R905.2.5**. Staples are not permitted.

6.2.2 Where the roof slope exceeds 21 units vertical in 12 units horizontal, use the "Steep Slope" directions.

6.3 CertainTeed asphalt shingles are acceptable for use in reroof (tear-off) or recover applications, subject to the limitations set forth in **FBC Section 1511 or R908** and CertainTeed published installation instructions.

6.4 SWIFTSTART® STARTER SHINGLE:

Fastening: Use four nails, located as shown below



The inner two fasteners must be placed such that they fall at least 3" (76 mm) from the end joints of the shingle in the succeeding course.



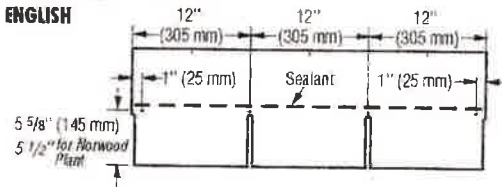
NEMO|etc.

6.5

CT20™, XT™ 25, XT™ 30, XT™ 30 IR:

LOW AND STANDARD SLOPE

ENGLISH



METRIC

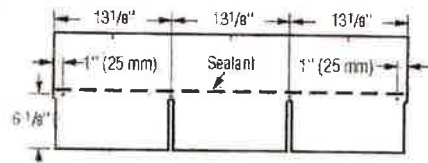
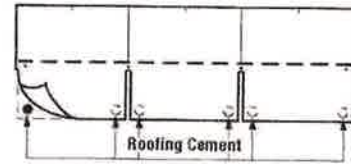


Figure 11-3: Use four nails for every full shingle.

STEEP SLOPE

Use **four** nails and six spots of asphalt roofing cement* for every full shingle (Figure 11-4). Asphalt roofing cement meeting ASTM D4586 Type II is suggested.



Apply 1" (25 mm) spots of asphalt roofing cement under each tab corner.

Figure 11-4: Use four nails and six spots of asphalt cement on steep slopes.

*CAUTION: Excessive use of roofing cement can cause shingles to blister.

6.5.1

Hip & Ridge for CT20™, XT™ 25, XT™ 30, XT™ 30 IR: Cut Shingles

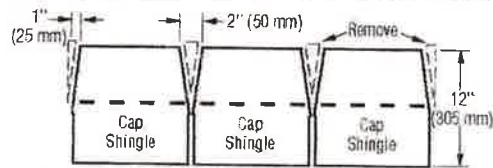


Figure 11-24: Cut tabs, then trim back to make cap shingles (English dimensions shown).

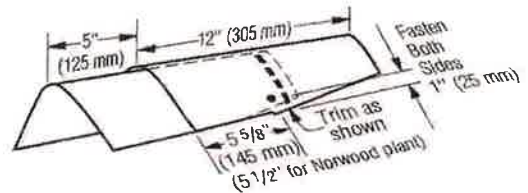


Figure 11-25: Installation of caps along the hips and ridges.

6.5.1.1

For ASTM D3161, Class F performance use BASF "Sonolastic® NP1™" adhesive or Henkel "PL® Polyurethane Roof & Flashing Sealant", in accordance with CertainTeed requirements.

6.6

ARCADIA™:

LOW AND STANDARD SLOPE

Use **SIX** nails for every full shingle located as shown below.

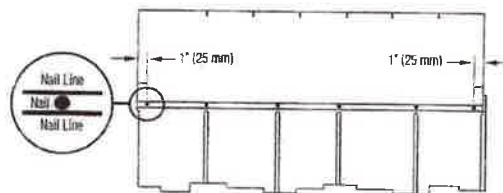


Figure 2: Use six nails for every full shingle.

STEEP SLOPE

Use **SIX** nails and **FOUR** spots of asphalt roofing cement for every full shingle as shown below. Apply asphalt roofing cement 1" (25 mm) from edge of shingle. Asphalt roofing cement meeting ASTM D 4586 Type II is suggested.

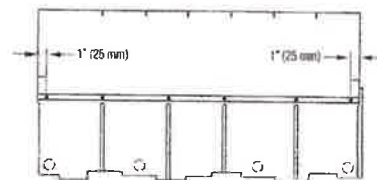


Figure 3: Use six nails and four spots of asphalt roofing cement on steep slopes.

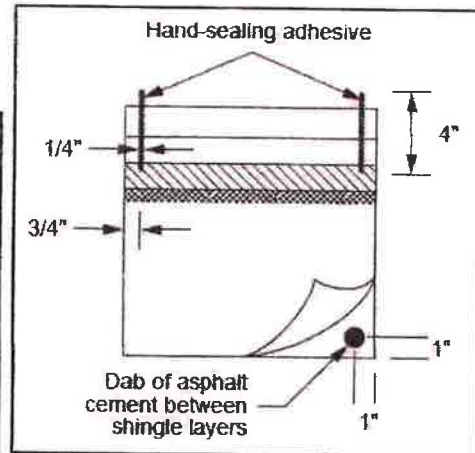
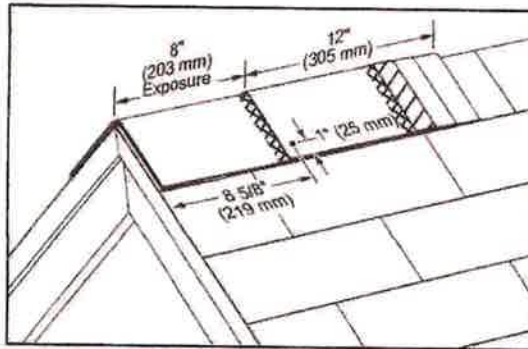


NEMO|etc.

6.6.1 **Hip & Ridge for Arcadia™: Cedar Crest™, Cedar Crest™ IR**

Use two (2), minimum 1¼-inch long fasteners per shingle. For the starter shingle, place fastener 1-inch from each side edge and about 2-inch up from the starter shingle's exposed butt edge, ensuring minimum ¾-inch embedment into the deck, or full penetration through the deck. For each full Cedar Crest shingle, place fasteners 8-5/8-inch up from its exposed butt edge and 1-inch from each side edge.

For **ASTM D3161, Class F** performance use BASF "Sonolastic® NP1™" adhesive or Henkel "PL® Polyurethane Roof & Flashing Sealant", in accordance with CertainTeed requirements, to **hand-seal Cedar Crest shingles**. Apply NP 1 or PL adhesive from the middle of the shingle's raised overlay on the top piece and extending approximately 4-inch along the sides of the headlap along a line ¾ to 1-inch from each side of the shingle's headlap. Immediately align and apply the overlying shingle, gently pressing tab sides into the adhesive, and install nails. To secure the other side, apply a 1-inch diameter spot of NP 1 or PL adhesive between the shingle layers.

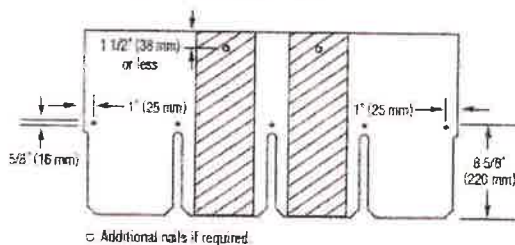


6.7

BELMONT® OR BELMONT® IR:

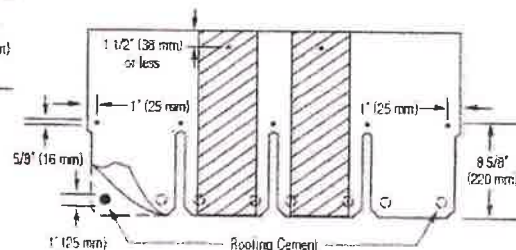
Low and Standard Slope (2:12 to 21:12):

Use FIVE nails for every full Belmont shingle, located as shown below.



Steep Slope (greater than 21:12):

Use SEVEN nails and EIGHT spots of asphalt roofing cement** for every full Belmont shingle. Apply asphalt roofing cement 1" (25mm) from edge of shingle. See below. Asphalt roofing cement meeting ASTM D4586 Type II is suggested.





NEMO|etc.

6.7.1 **Hip & Ridge for Belmont® or Belmont® IR:**

6.7.1.1 **Option 1:** For Belmont®, refer to instructions herein for Cedar Crest™ or Cedar Crest™ IR hip and ridge shingles. For Belmont® IR, refer to instructions herein for Cedar Crest™ IR hip and ridge shingles.

6.7.1.2 **Option 2:** For Belmont®: Shangle® Ridge

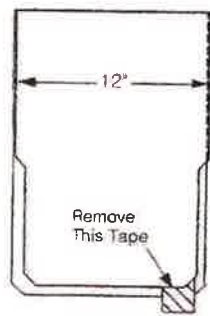


Figure 17-18: Shangle® Ridge.

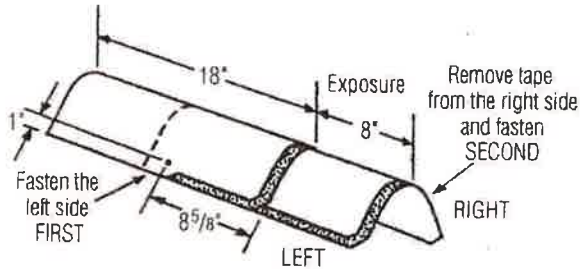


Figure 17-19: Installation of Shangle® Ridge shingles on hips and ridges.

6.7.1.3 For ASTM D3161, Class F performance use BASF "Sonolastic® NP1™" adhesive or Henkel "PL® Polyurethane Roof & Flashing Sealant", in accordance with CertainTeed requirements.

6.8 CARRIAGE HOUSE SHANGLE® AND GRAND MANOR SHANGLE®:

LOW AND STANDARD SLOPE

Use five nails for every full Shangle.

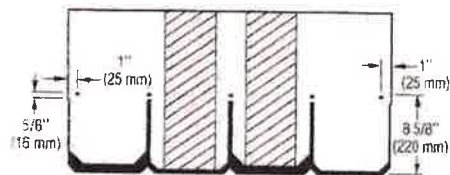


Figure 17-4: Use five nails for every full Grand Manor Shangle, Carriage House Shangle, or Centennial Slate.

STEEP SLOPE

Use seven nails and three spots of asphalt roofing cement for every full Grand Manor Shangle. Use five nails and three spots of asphalt roofing cement for every full Carriage House Shangle and Centennial Slate. Apply asphalt roofing cement 1" (25 mm) from edge of shingle (Figure 17-5). Asphalt roofing cement meeting ASTM D4586 Type II is suggested.

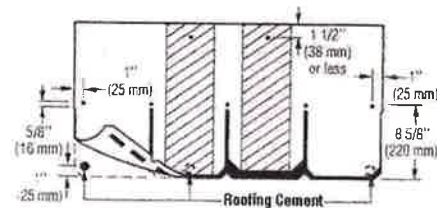


Figure 17-5: When installing Grand Manor Shingles on steep slopes, use seven nails and three spots of asphalt roofing cement.

6.8.1 **Hip & Ridge for Carriage House Shangle® and Grand Manor Shangle:** Refer to instructions herein for Shangle® Ridge hip and ridge shingles



NEMO | etc.

6.9 LANDMARK™, LANDMARK™ IR, LANDMARK™ PRO, LANDMARK™ PREMIUM, LANDMARK™ TL, LANDMARK™ SOLARIS, LANDMARK™ SOLARIS IR, NORTHGATE™

LOW AND STANDARD SLOPE

LANDMARK TL

METRIC DIMENSIONS

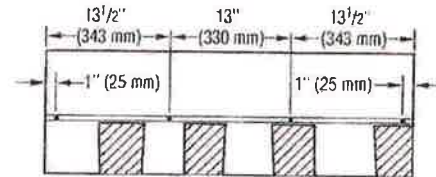
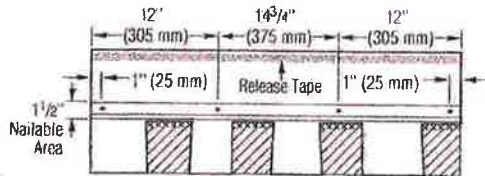
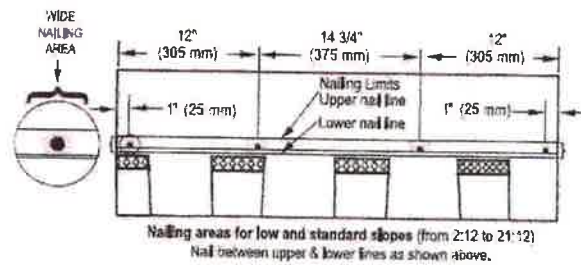


Figure 13-4: Use four units for every full shingle.

NorthGate:



STEEP SLOPE

Use six nails and four spots of asphalt roofing cement for every full laminated shingle. See below. Asphalt roofing cement should meet ASTM D4586 Type II. Apply 1" spots of asphalt roofing cement under each corner and at about 12" to 13" in from each edge.

LANDMARK TL

METRIC DIMENSIONS

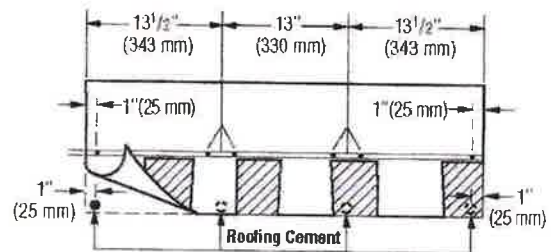
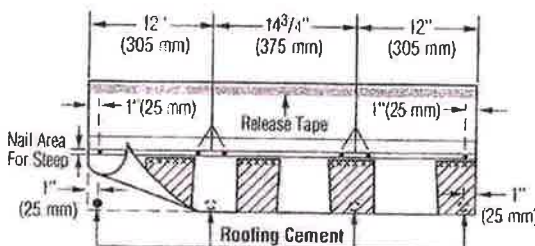
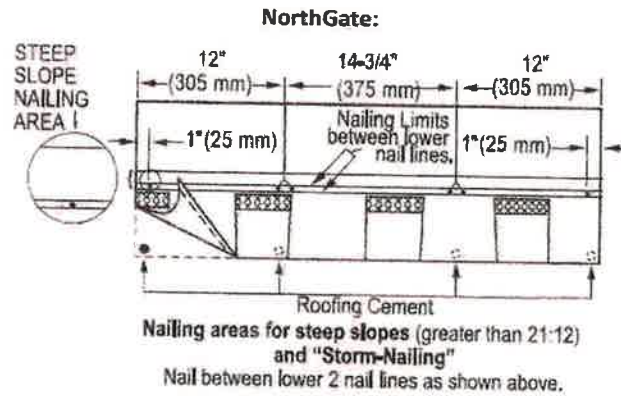


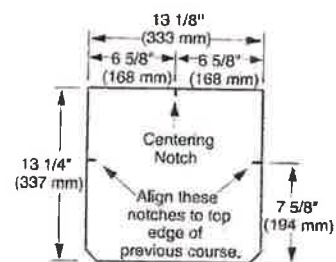
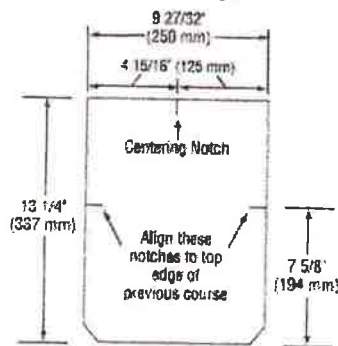
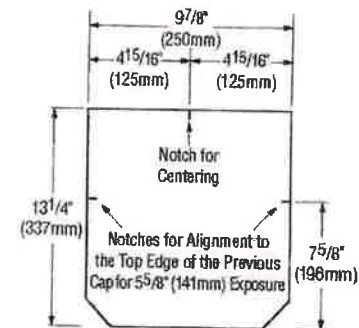
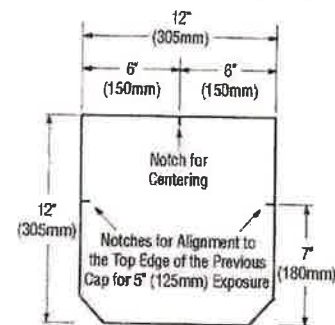
Figure 13-5: Use six nails and four spots of asphalt roofing cement on steep slopes.



NEMO | etc.



- 6.9.1 **Hip & Ridge for Landmark™, Landmark™ IR, Landmark™ Pro, Landmark™ Premium, Landmark™ TL, Landmark™ Solaris, Landmark™ Solaris IR, NorthGate:**
- 6.9.1.1 **Option 1: Shadow Ridge™ or NothGate Accessory**





NEMO | etc.

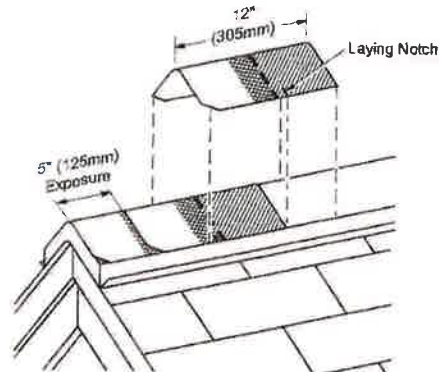


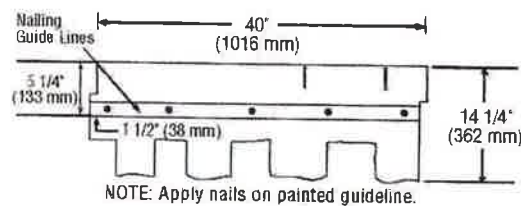
Figure 13-20: Use laying notches to center shingles on hips and ridges, and to locate the correct exposure.

- 6.9.1.2 For **ASTM D3161, Class F** performance use BASF "Sonolastic® NP1™" adhesive or Henkel "PL® Polyurethane Roof & Flashing Sealant", in accordance with CertainTeed requirements.
- 6.9.1.3 **Option 2:** Refer to instructions herein for Cedar Crest™, Cedar Crest™ IR hip and ridge shingles.

6.10 PRESIDENTIAL SHAKE™, PRESIDENTIAL SHAKE™ IR, PRESIDENTIAL SHAKE TL™, PRESIDENTIAL SOLARIS™:

LOW AND STANDARD SLOPE:

For low and standard slopes, use five nails for each full Presidential shingle as shown below.



NOTE: Apply nails on painted guideline.

Figure 16-6: Fastening Presidential and Presidential TL Shake shingles on low and standard slopes.

STEEP SLOPE:

For steep slopes, use nine nails for each full Presidential shingle and apply 1" diameter spots of asphalt roofing cement under each shingle tab. After applying 5 nails in between the nailing guide lines, apply 4 nails 1" above tab cutouts making certain tabs of overlying shingle cover nails.

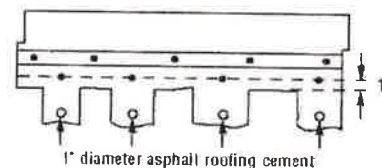


Figure 16-7: Fastening Presidential and Presidential TL Shake shingles on steep slopes.

6.10.1 Hip & Ridge for Presidential Shake™, Presidential Shake™ IR, Presidential Shake TL™, Presidential Solaris™:

6.10.1.1 Option 1: Presidential Accessory

PRESIDENTIAL ACCESSORY

Presidential accessory shingles can be used for covering hips and ridges. Apply shingles up to the ridge (expose no more than 7" from the bottom edge of the "tooth." Fasten each accessory with two fasteners. The fasteners must be 1 3/4" long or longer, so they penetrate either 3/4" into the deck or completely through the deck. Presidential accessory comes in two different sizes: Accessory produced in Birmingham, AL is 12" x 12"; Portland, OR produces 9 7/8" x 13 1/4" accessory.

- 6.10.1.2 For **ASTM D3161, Class F** performance use BASF "Sonolastic® NP1™" adhesive or Henkel "PL® Polyurethane Roof & Flashing Sealant", in accordance with CertainTeed requirements.



NEMO|etc.

6.10.1.3 **Option 2:** Refer to instructions herein for Cedar Crest™, Cedar Crest™ IR hip and ridge shingles.

6.11 HATTERAS™:

LOW, STANDARD AND STEEP SLOPE:

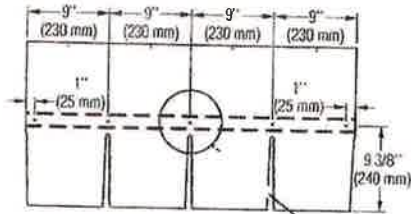


Figure 15-3: Fastening Hatteras Shingles on Low and Standard Slopes

For low and standard slopes, use five nails for each full Hatteras shingle as shown above.

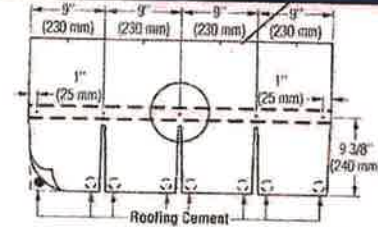


Figure 15-4: Fastening Hatteras Shingles on Steep Slopes

For steep slopes, use five nails and eight spots of asphalt roofing cement for each full Hatteras shingle as shown above. Apply 1" (25mm) diameter spots of roofing cement (ASTM D 4586 Type II suggested) under each tab corner. Press shingle into place; do not expose cement.

CAUTION: Too much roofing cement can cause shingles to blister.

6.11.1 Hip & Ridge for Hatteras™:

6.11.1.1 Option 1: Accessory for Hatteras

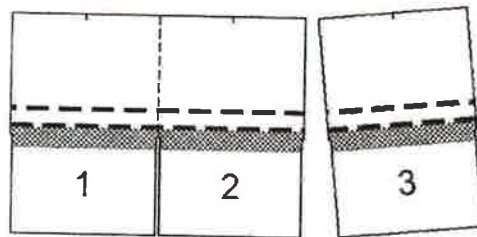
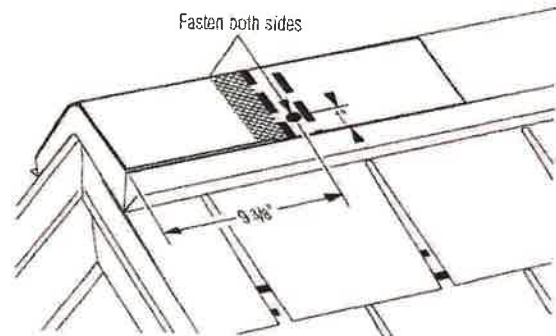


Figure 15-14: 18 three-piece units separate to make 54 Hatteras Accessory shingles.



6.11.1.2 Option 2: Cut Hatteras Shingles

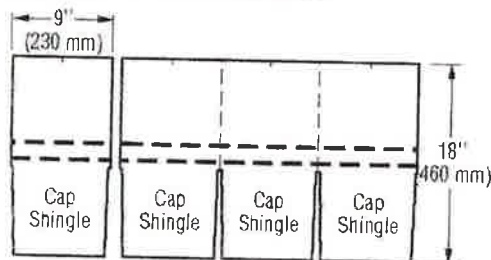


Figure 15-20: Cut Hatteras shingles to make cover cap.

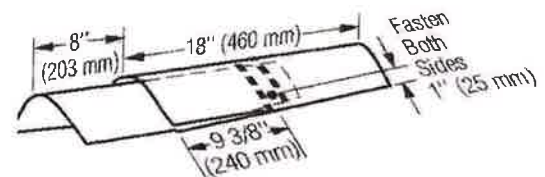


Figure 15-21: Installation of caps along hips and ridges.

6.11.1.3 For ASTM D3161, Class F performance use BASF "Sonolastic® NP1™" adhesive or Henkel "PL® Polyurethane Roof & Flashing Sealant", in accordance with CertainTeed requirements.



NEMO|etc.

6.12 HIGHLAND SLATE™, HIGHLAND SLATE™ IR:

LOW AND STANDARD SLOPE:

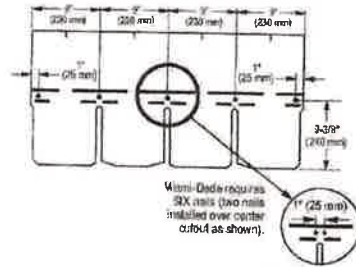


Figure 11-3: Use FIVE nails for every Highland Slate shingle.

STEEP SLOPE:

Use FIVE nails and EIGHT spots of asphalt roofing cement* for each full Highland Slate shingle. For Miami-Dade, SIX nails are required. Apply 1" diameter spots of asphalt roofing cement under each tab corner. Asphalt roofing cement meeting ASTM D4586 Type II is suggested.

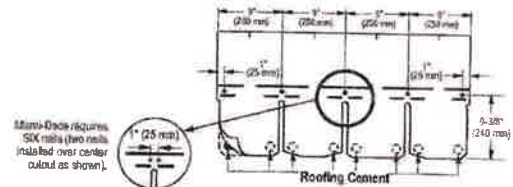


Figure 11-3A: Use FIVE nails and eight spots of asphalt roofing cement under each tab corner.


*CAUTION: Excessive use of roofing cement can cause shingles to blister.

6.12.1 Hip & Ridge for Highland Slate™, Highland Slate™ IR: Refer to instructions herein for Cedar Crest™, Cedar Crest™ IR or Shangle Ridge™ hip and ridge shingles.

6.13 PATRIOT™:

LOW AND STANDARD SLOPE

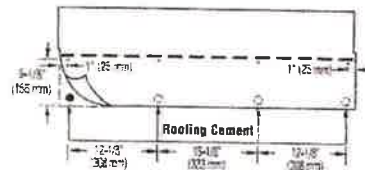
Use FOUR nails for every full shingle located as shown below.



STEEP SLOPE

Use FOUR nails and four spots of asphalt roofing cement for every full shingle as shown below. Asphalt roofing cement meeting ASTM D4586 Type II is suggested. Apply 1" (25 mm) spots of asphalt roofing cement as shown.

CAUTION: Excessive use of roofing cement can cause shingles to blister.



6.13.1 Hip & Ridge for Patriot™: Refer to instructions herein for Cedar Crest™, Cedar Crest™ IR, Shadow Ridge™, NorthGate or Shangle Ridge™ hip and ridge shingles.

7. LABELING:

- 7.1 Each unit shall bear a permanent label with the manufacturer's name, logo, city, state and logo of the Accredited Quality Assurance Agency noted herein.
- 7.2 Asphalt shingle wrappers shall indicate compliance with one of the required classifications detailed in FBC Table 1507.2.7.1 / R905.2.6.1.



8. BUILDING PERMIT REQUIREMENTS:

As required by the Building Official or Authority Having Jurisdiction in order to properly evaluate the installation of this product.

9. MANUFACTURING PLANTS:

Contact the named QA entity for information on which plants produce products covered by Florida Rule 61G20-3 QA requirements.

10. QUALITY ASSURANCE ENTITY:

UL LLC – QUA9625; (414) 248-6409; karen.buchmann@us.ul.com

- END OF EVALUATION REPORT -

12:45:22 PM 3/15/2018

Data Contained In Search Results Is Current As Of 03/15/2018 12:31 PM.

Search Results

Please see our [glossary of terms](#) for an explanation of the license status shown in these search results.

For additional information, including any complaints or discipline, click on the name.

License Type	Name	Name Type	License Number/ Rank	Status/Expires
Certified Roofing Contractor	ANDREW PEET INC	DBA	CCC1327383 Cert Roofing	Current, Active 08/31/2018
Main Address*: 1641 WOODLAND AVENUE WINTER PARK, FL 32789				
Certified Roofing Contractor	ANDREW, PEET MARK	Primary	CCC1327383 Cert Roofing	Current, Active 08/31/2018
Main Address*: 1641 WOODLAND AVENUE WINTER PARK, FL 32789				

[Back](#)
[New Search](#)

* denotes

Main Address - This address is the Primary Address on file.

Mailing Address - This is the address where the mail associated with a particular license will be sent (if different from the Main or License Location addresses).

License Location Address - This is the address where the place of business is physically located.

[2501 Blair Stone Road, Tallahassee FL 32399](#) :: Email: [Customer Contact Center](#) :: Customer Contact Center: 850.487.1395

The State of Florida is an AA/EEO employer. Copyright 2007-2010 State of Florida. [Privacy Statement](#)

Under Florida law, email addresses are public records. If you do not want your email address released in response to a public-records request, do not send electronic mail to this entity. Instead, contact the office by phone or by traditional mail. If you have any questions, please contact 850.487.1395.

*Pursuant to Section 455.275(1), Florida Statutes, effective October 1, 2012, licensees licensed under Chapter 455, F.S. must provide the Department with an email address if they have one. The emails provided may be used for official communication with the licensee. However email addresses are public record. If you do not wish to supply a personal address, please provide the Department with an email address which can be made available to the public.

Frank Matos

From: Nanci Paris [lunadom@me.com]
Sent: Thursday, March 15, 2018 12:46 PM
To: CobiPermits
Subject: Business tax receipt

RECEIVED: 3/15/2018 1:00 PM
 PAYEE: FRANK MATOS
 ADDRESS: 1000 N. W. 10th St, Ft. Lauderdale, FL 33304
 PHONE: (954) 561-1234
 FAX: (954) 561-1234
 E-MAIL: FRANK.MATOS@COPPERPERMITS.COM

2017 **PROPOSED BUSINESS TAX** **40.00** **Y** **EMPLOYER** **970/2018** **400-0000000** **1** **SAMPLE USE**

TOTAL TAX **40.00**
PROPOSEDLY PAID **40.00**
TOTAL PAID **0.00**

1649 UNRECORDED OR UNPAID
U - ORLANDO, 32255

PAID \$40.00 3/15/2018 1:00 PM

Local Business Tax Receipt **Orange County, Florida**

2017 **PROPOSED BUSINESS TAX** **40.00** **Y** **EMPLOYER** **970/2018** **400-0000000** **1** **SAMPLE USE**

TOTAL TAX **40.00**
PROPOSEDLY PAID **40.00**
TOTAL PAID **0.00**

1649 UNRECORDED OR UNPAID
U - ORLANDO, 32255

PAID \$40.00 3/15/2018 1:00 PM

This receipt is valid when combined with the Tax License

Sent from my iPhone



JIMMY PATRONIS
CHIEF FINANCIAL OFFICER

**STATE OF FLORIDA
DEPARTMENT OF FINANCIAL SERVICES
DIVISION OF WORKERS' COMPENSATION**

*** * CERTIFICATE OF ELECTION TO BE EXEMPT FROM FLORIDA WORKERS' COMPENSATION LAW * ***

CONSTRUCTION INDUSTRY EXEMPTION

This certifies that the individual listed below has elected to be exempt from Florida Workers' Compensation law.

EFFECTIVE DATE: 10/3/2017

EXPIRATION DATE: 10/3/2019

PERSON: PEET

ANDREW MARK

FEIN: 203698113

BUSINESS NAME AND ADDRESS:

ANDREW PEET INC

1641 WOODLAND AVE

WINTER PARK FL 32789

SCOPE OF BUSINESS OR TRADE:

Roofing - All Kinds and Drivers

IMPORTANT: Pursuant to Chapter 440.05(14), F.S., an officer of a corporation who elects exemption from this chapter by filing a certificate of election under this section may not recover benefits or compensation under this chapter. Pursuant to Chapter 440.05(12), F.S., Certificates of election to be exempt... apply only within the scope of the business or trade listed on the notice of election to be exempt. Pursuant to Chapter 440.05(13), F.S., Notices of election to be exempt and certificates of election to be exempt shall be subject to revocation if, at any time after the filing of the notice or the issuance of the certificate, the person named on the notice or certificate no longer meets the requirements of this section for issuance of a certificate. The department shall revoke a certificate at any time for failure of the person named on the certificate to meet the requirements of this section.



CERTIFICATE OF LIABILITY INSURANCE

DATE (MM/DD/YYYY)
5/15/2018

THIS CERTIFICATE IS ISSUED AS A MATTER OF INFORMATION ONLY AND CONFERS NO RIGHTS UPON THE CERTIFICATE HOLDER. THIS CERTIFICATE DOES NOT AFFIRMATIVELY OR NEGATIVELY AMEND, EXTEND OR ALTER THE COVERAGE AFFORDED BY THE POLICIES BELOW. THIS CERTIFICATE OF INSURANCE DOES NOT CONSTITUTE A CONTRACT BETWEEN THE ISSUING INSURER(S), AUTHORIZED REPRESENTATIVE OR PRODUCER, AND THE CERTIFICATE HOLDER.

IMPORTANT: If the certificate holder is an ADDITIONAL INSURED, the policy(ies) must have ADDITIONAL INSURED provisions or be endorsed. If SUBROGATION IS WAIVED, subject to the terms and conditions of the policy, certain policies may require an endorsement. A statement on this certificate does not confer rights to the certificate holder in lieu of such endorsement(s).

PRODUCER

Presidential Insurance Services, Inc.
2665 South Bayshore Drive # 707
Miami, FL 33133,

CONTACT NAME: Jeff Lampert
PHONE (A/C No. Ex): 305-423-0350 FAX (A/C No.): 305-423-0351
E-MAIL ADDRESS: jeff@insurancequotelive.com

INSURED

Andrew Peet Inc.
1641 Woodland Ave.
Winter Park, FL 32789

INSURER(S) AFFORDING COVERAGE		NAIC #
INSURER A:	Preferred Contractors Insurance Company	
INSURER B:		
INSURER C:		
INSURER D:		
INSURER E:		
INSURER F:		

COVERAGES

CERTIFICATE NUMBER:

REVISION NUMBER:

THIS IS TO CERTIFY THAT THE POLICIES OF INSURANCE LISTED BELOW HAVE BEEN ISSUED TO THE INSURED NAMED ABOVE FOR THE POLICY PERIOD INDICATED. NOTWITHSTANDING ANY REQUIREMENT, TERM OR CONDITION OF ANY CONTRACT OR OTHER DOCUMENT WITH RESPECT TO WHICH THIS CERTIFICATE MAY BE ISSUED OR MAY PERTAIN, THE INSURANCE AFFORDED BY THE POLICIES DESCRIBED HEREIN IS SUBJECT TO ALL THE TERMS, EXCLUSIONS AND CONDITIONS OF SUCH POLICIES. LIMITS SHOWN MAY HAVE BEEN REDUCED BY PAID CLAIMS.

INSR LTR	TYPE OF INSURANCE	ADDL SUBR INSD WVD	POLICY NUMBER	POLICY EFF (MM/DD/YYYY)	POLICY EXP (MM/DD/YYYY)	LIMITS
A	<input checked="" type="checkbox"/> COMMERCIAL GENERAL LIABILITY		PC-265369	4/29/2018	4/29/2019	EACH OCCURRENCE \$ 1,000,000
	<input type="checkbox"/> CLAIMS-MADE <input checked="" type="checkbox"/> OCCUR	DAMAGE TO RENTED PREMISES (Ea occurrence) \$ 50,000				
		MED EXP (Any one person) \$ 5,000				
		PERSONAL & ADV INJURY \$ 1,000,000				
	GEN'L AGGREGATE LIMIT APPLIES PER:					GENERAL AGGREGATE \$ 2,000,000
	<input checked="" type="checkbox"/> POLICY <input type="checkbox"/> PROJECT <input type="checkbox"/> LOC					PRODUCTS - COMP/OP AGG \$ 1,000,000
	OTHER:					\$
	AUTOMOBILE LIABILITY					COMBINED SINGLE LIMIT (Ea accident) \$
	<input type="checkbox"/> ANY AUTO					BODILY INJURY (Per person) \$
	<input type="checkbox"/> OWNED AUTOS ONLY <input type="checkbox"/> SCHEDULED AUTOS					BODILY INJURY (Per accident) \$
	<input type="checkbox"/> HIRED AUTOS ONLY <input type="checkbox"/> NON-OWNED AUTOS ONLY					PROPERTY DAMAGE (Per accident) \$
						\$
	UMBRELLA LIAB	<input type="checkbox"/> OCCUR				EACH OCCURRENCE \$
	EXCESS LIAB	<input type="checkbox"/> CLAIMS-MADE				AGGREGATE \$
	<input type="checkbox"/> DED <input type="checkbox"/> RETENTION \$					1
	WORKERS COMPENSATION AND EMPLOYERS' LIABILITY					PER STATUTE <input type="checkbox"/> OTHER <input type="checkbox"/>
	ANY PROPRIETOR/PARTNER/EXECUTIVE OFFICER/MEMBER EXCLUDED? (Mandatory in NH)	<input type="checkbox"/> Y <input checked="" type="checkbox"/> N	N/A			E.L. EACH ACCIDENT \$
	If yes, describe under DESCRIPTION OF OPERATIONS below					E.L. DISEASE - EA EMPLOYEE \$
						E.L. DISEASE - POLICY LIMIT \$

DESCRIPTION OF OPERATIONS / LOCATIONS / VEHICLES (ACORD 101, Additional Remarks Schedule, may be attached if more space is required)

CERTIFICATE HOLDER

City of Belle Isle Building Department
1600 Mela Ave.
Belle Isle, FL 32809

CANCELLATION

SHOULD ANY OF THE ABOVE DESCRIBED POLICIES BE CANCELLED BEFORE THE EXPIRATION DATE THEREOF, NOTICE WILL BE DELIVERED IN ACCORDANCE WITH THE POLICY PROVISIONS.

AUTHORIZED REPRESENTATIVE



CITY OF BELLE ISLE, FLORIDA
Universal Engineering Sciences 3532 Maggie Blvd., Orlando, FL 32811
Tel 407-581-8161 * Fax 407-581-0313 * www.universalengineering.com

POWER OF ATTORNEY

Date: 7/25/18

Permit #: _____

I hereby name and appoint Nanci Paris of _____
(print name)
Andrew Teet Inc to be my lawful attorney-in-fact to act for
(company name)

me and apply to the City of Belle Isle Building Department for a ReRoof permit
(type of permit)
for work to be performed at the following location:

5260 Chiswick Cir, Belle Isle, FL ☐ 32809 ☒ 32812 and
(street address)

to sign my name and do all things necessary to this appointment.

Certified Contractor's Printed Name: Andrew Teet

License Number: CCC1327383

Certified Contractor's Signature: _____

.....
The foregoing instrument was acknowledged before me this 25 days of July of 20 18
by Andrew Teet who is personally known to me or who produced
_____ as identification and who did not take an oath.

State of Florida
County of Orange

[Signature]
Notary Public, Orange County, Florida



MARK PREW
MY COMMISSION # RF 166786
EXPIRES: August 15, 2018
Bonded Thru Budget Notary Services

(seal)