



# City of Belle Isle

Universal Engineering Sciences 3532 Maggie Blvd., Orlando, FL 32811  
 Tel 407-581-8161 \* Fax 407-581-0313 \* [www.universalengineering.com](http://www.universalengineering.com)

## PERMIT CARD – PLEASE POST AT JOB SITE

THIS DOCUMENT BECOMES YOUR PERMIT WHEN PROPERLY VALIDATED

Per FBC 105.3.3: An enforcing authority may not issue a building permit for any building construction, erection, alteration, modification, repair or addition unless the permit either includes on its face or there is attached to the permit the following statement: "NOTICE: In addition to the requirements of this permit, there may be additional restrictions applicable to this property that may be found in the public records of this county, and there may be additional permits required from other governmental entities such as water management districts, state agencies, or federal agencies." The issuance of this permit does not grant permission to violate any applicable City, Orange County, State of Florida and/or Federal codes and/or ordinances. Separate permits are required for Signs, Roofing, Electrical, Gas, Plumbing and Mechanical services. This permit becomes VOID if the work authorized is not commenced within 6 months, or is suspended or abandoned for a period of 6 months after commencement. WORK SHALL BE CONSIDERED SUSPENDED IF AN APPROVED INSPECTION HAS NOT BEEN MADE WITHIN A 6 MONTH PERIOD. PERMISSION IS GRANTED TO DO THE FOLLOWING WORK ACCORDING TO THE CONDITIONS HEREON AND THE APPROVED PLANS AND SPECIFICATIONS, SUBJECT TO COMPLIANCE WITH THE ORDINANCES OF THE CITY OF BELLE ISLE, FLORIDA.

<p><b>Scope of Work:</b> BLDG/WINDOWS: 10 Size for Size</p> <p><b>Comments:</b> None</p> <p><b>Project Information</b>          Address: 5820 Cove Drive, Belle Isle, FL 32812          Parcel ID: 20-23-30-1660-00-060          Property Owner: Giles, John          Phone Number: 407 855 8980          *****          Company Name: The Home Depot At-Home Services          Contractor Name: Ramdial, Boysie Ganga          License Number: CRC046858          Address: 9208 Florida Palm Dr, Tampa FL 33619          Phone Number: 877 903 3768</p>	<p style="text-align: right;"><b>Permit Number: 2017-04-029</b></p> <p style="text-align: right;">Date of Application: <u>04/07/2017</u>          Date Permit Issued: <u>04/10/2017</u></p> <p><b>WARNING TO OWNER:</b> "YOUR FAILURE TO RECORD A NOTICE OF COMMENCEMENT MAY RESULT IN YOU PAYING TWICE FOR IMPROVEMENTS TO YOUR PROPERTY. IF YOU INTEND TO OBTAIN FINANCING, CONSULT WITH YOUR LENDER OR AN ATTORNEY BEFORE RECORDING YOUR NOTICE OF COMMENCEMENT." ON THE JOB INSPECTION(S) MUST BE MADE BEFORE PROCEEDING WITH SUBSEQUENT WORK. THIS CARD MUST BE DISPLAYED OUTSIDE AND BE PROTECTED FROM THE WEATHER WHILE BEING VISIBLE FROM THE STREET UNTIL THE FINAL INSPECTIONS HAVE BEEN APPROVED.</p>
--	--

### BUILDING FEATURES

<p><b>IMPACT FEES</b></p> <p>School \$          Traffic \$</p> <p><b>ZONING FEES</b></p> <p>Zoning Fee \$</p> <p><b>UNIVERSAL ENG - BUILDING FEES</b></p> <p>Demo \$          Building \$          Fence \$          Driveway \$          Shed \$          Window(s) \$103.50          Door(s) \$          PrePower \$          Electrical \$          Temp Pole \$          Plumbing \$          Mechanical \$          Gas \$          Roofing \$          Boat Dock \$          Screen Encl \$          Swimming Pool \$</p> <p><b>SURCHARGE FEES</b></p> <p>Surcharge Fee \$2.00          Surcharge Fee \$2.00</p> <p style="text-align: center;"><b>TOTAL FEES \$107.50</b></p> <p><b>Date Paid</b> <u>4-12-17</u></p> <p><b>CC or Check #</b> <u>USA 6773</u></p> <p><b>Amount Paid</b> <u>107.50</u></p> <p>The person accepting this permit shall conform to the terms of the application on file and construction shall conform to the requirements of the Florida Building Code (FS 553).</p>	<p style="text-align: center;"><b>BUILDING INSPECTOR USE ONLY</b></p> <p>IF APPLICABLE:          Have Zoning Approval Conditions Been Met? YES NO    Have Stormwater Approval Conditions Been Met? YES NO    Silt fencing in place? YES NO    Turbidity Barrier in place? YES NO</p> <p><input type="checkbox"/> <b>BUILDING</b></p> <p>1<sup>st</sup> _____ (Footing/Foundation)          Survey specific foundation plan must be onsite before slab pour. Approved Plan on Site? ____</p> <p>2<sup>nd</sup> _____ (Slab)</p> <p>3<sup>rd</sup> _____ (Lintel)(Wall Reinforcing on Masonry Building)</p> <p>4<sup>th</sup> _____ (Exterior Framing)(Roof/Wall Sheathing)</p> <p>5<sup>th</sup> _____ (Framing) (To be made after Plumbing/ Mechanical/ Electrical Rough-Ins &amp; Windows/Doors Installed)</p> <p>6<sup>th</sup> _____ (Insulation to be Made After Roof Installed)</p> <p>7<sup>th</sup> _____ (Drywall)</p> <p>8<sup>th</sup> _____ (Sidewalk/Driveway)</p> <p>9<sup>th</sup> _____ (Other)</p> <p>10<sup>th</sup> _____ (Final – After MEP and Other Applicable Finals)</p> <p><input type="checkbox"/> <b>ROOFING</b></p> <p>1<sup>ST</sup> ROOFING Deck Nailing/Dry-in/Flashing _____</p> <p>2<sup>nd</sup> ROOFING Covering In-Progress _____</p> <p>3<sup>rd</sup> ROOFING Covering Final _____</p> <p><input type="checkbox"/> <b>PLUMBING</b> (Pool-Piping, Solar, Irrigation, Water Treatment Equip, Etc...)</p> <p><input type="checkbox"/></p> <p>1<sup>ST</sup> _____ (Underground)    2<sup>nd</sup> _____ (Sewer)</p> <p>3<sup>rd</sup> _____ (Rough-In/Tub Set)    4<sup>th</sup> _____ (Final)</p> <p><b>CHECK APPROPRIATE BOX</b></p> <p><input type="checkbox"/> <b>GAS</b> <u>  Natural  </u> <u>  LP  </u>    <input type="checkbox"/> <b>MECHANICAL</b>    <input type="checkbox"/> <b>ELECTRICAL</b>    <input type="checkbox"/> <b>LOW VOLTAGE</b></p> <p>1<sup>st</sup> _____ (Rough-In)    2<sup>nd</sup> _____ (Final)</p>
---	--

Inspection requests are to be emailed to [IDScheduling@UniversalEngineering.com](mailto:IDScheduling@UniversalEngineering.com); a confirmation email will be sent back to you upon scheduling. **Next-Day Inspection requests must be made by 4pm.** Please include the following in your request: Permit #, project address, type of inspection, date of the requested inspection, a contact name & a contact phone number. AM or PM may be requested but cannot be guaranteed.

For a copy of your permit, or to check inspection results, please visit <https://universalengineering.sharefile.com>  
 login ID = [cobi@universalengineering.com](mailto:cobi@universalengineering.com)    password = universal13



# City of Belle Isle

Universal Engineering Sciences 3532 Maggie Blvd., Orlando, FL 32811  
Tel 407-581-8161 \* Fax 407-581-0313 \* [www.universalengineering.com](http://www.universalengineering.com)

**RECEIVED**  
APR 07 2017

## APPLICATION FOR SIZE-FOR-SIZE WINDOW / DOOR PERMIT

**WARNING TO OWNER:** YOUR FAILURE TO RECORD A NOTICE OF COMMENCEMENT MAY RESULT IN YOUR PAYING TWICE FOR IMPROVEMENTS TO YOUR PROPERTY. A NOTICE OF COMMENCEMENT MUST BE RECORDED AND POSTED ON THE JOB SITE BEFORE THE FIRST INSPECTION. IF YOU INTEND TO OBTAIN FINANCING, CONSULT WITH YOUR LENDER OR AN ATTORNEY BEFORE RECORDING YOUR NOTICE OF COMMENCEMENT.

DATE OF APPLICATION: \_\_\_\_\_

PERMIT NUMBER 2017-04-029

PLEASE PRINT. The undersigned hereby applies for a permit to make installations as indicated below:

Project Address 5820 Cove Dr, Belle Isle, FL  32809  32812  
Property Owner John Giles Phone \_\_\_\_\_  
Property Owner's Mailing Address 5820 Cove Dr City Belle Isle  
State FL Zip Code 32812 Parcel Id Number: 20-23-30-1660-00-060  
REQUIRED! To obtain this information, please visit <http://www.ocpaf.org/Searches/ParcelSearch.aspx>

Type of Building: Residential  Commercial  Other

- **REQUIRED!** Florida Product Approval Screen Printout from [www.floridabuilding.org](http://www.floridabuilding.org) showing the Code Version
- **REQUIRED!** Florida Product Approval Installation Instructions from [www.floridabuilding.org](http://www.floridabuilding.org) (not the manufacturer instructions)
- **REQUIRED!** Copies of your General Liability & Worker's Comp Insurance Certificate & State and Local Licenses

Please indicate the nature of work by completing the information below:

Number of Size-for-Size Windows: 10 Number of Size-for-Size Doors: \_\_\_\_\_ Job Valuation: 11,737.00

I hereby certify that the above is true and correct to the best of my knowledge and make Application for Permit as outlined above, and if same is granted I agree to conform to all Florida Building Code Regulations and City Ordinances regulating same and in accordance with plans submitted. The issuance of this permit does not grant permission to violate any applicable Town and/or State of Florida codes and/or ordinances. By signing below, I recognize Republic Services is by legal contract the sole authorized provider of garbage, recycling, yard waste, and commercial garbage and construction debris collection and disposal services with the city limits of the City. Contractors, homeowners and commercial businesses may contact Republic Services at 407-293-8000 to setup accounts for Commercial, Construction Roll Off, or other services needed. Rates are fixed by contract and are available at City Hall or from Republic Services. The City enforces the contract through its code enforcement office. Failure to comply will result in a stop work order.

BY SIGNING THIS APPLICATION, YOU ARE CERTIFYING THAT YOU ARE ACTING AS THE OWNER'S AGENT FOR THIS PERMIT:

LICENSE HOLDER SIGNATURE Boysie de Ramdial LICENSE # CRC046858  
LICENSE HOLDER NAME Boysie Ramdial COMPANY NAME The Home Depot  
Street Address 9208 Florid Palm Drive  
City Tampa State FL Zip Code 33619 Phone Number 813-626-7548  
Email Address tim.omalley@expeditepermit.com 877-903-3768  
nancy

Building Official: ca Date 4-7-17  
Verified Contractor's Licenses & Insurance are on file (Signature) Date 4-11-17  
Nancy

Zoning Fee	\$	_____
Permit Fee	\$	<u>69.00</u>
Review Fee	\$	<u>34.50</u>
3% Florida Surcharge	\$	<u>4.00</u>
Total Permit Fee	\$	<u>107.50</u>

ca.  
34.50  
103.50

DOC # 20170164002  
03/28/2017 10:15 AM Page 1 of 1  
Rec Fee: \$10.00  
Deed Doc Tax: \$0.00  
Mortgage Doc Tax: \$0.00  
Intangible Tax: \$0.00  
Phil Diamond, Comptroller  
Orange County, FL  
Ret To: SIMPLIFILE LC

This Instrument Prepared By:  
Home Depot Home Services  
9208 Florida Palm Dr.  
Tampa, FL 33619

NOTICE OF COMMENCEMENT

Permit No. \_\_\_\_\_  
State of Florida  
County of \_\_\_\_\_

Tax Folio No. 20-23-30-1660-00-060

THE UNDERSIGNED hereby gives notice that improvements will be made to certain real property, and in accordance with Chapter 713, Florida Statutes, the following information is provided in this Notice of Commencement:

- 1. Description of property: (legal description of property, and street address if available) CONWAY GARDENS R/18 LOT 16 & LAND TO LAKE  
5820 Cove Dr, Belle Isle, FL 32812
- 2. General description of improvement: Replace windows
- 3. Owner information
  - (a) Name and address: John Giles 5820 COVE DR, Belle Isle, FL 32812
  - (b) Interest in property: OWNER
  - (c) Name and address of fee simple titleholder (if other than owner): \_\_\_\_\_
- 4. Contractor
  - (a) Name and address: The Home Depot, 9208 Florida Palm Drive, Tampa, FL 33619
  - (b) Phone number: 813-626-7548
- 5. Surety
  - (a) Name and address: \_\_\_\_\_ N/A
  - (b) Amount of bond \_\_\_\_\_
  - (c) Phone number: \_\_\_\_\_
- 6. Lender
  - (a) Name and address: \_\_\_\_\_ N/A
  - (b) Phone number: \_\_\_\_\_
- 7. Persons within the State of Florida designated by Owner upon whom notices or other documents may be served as provided by Section 713.13(1)(a)7., Florida Statutes:
  - (a) Name and address: \_\_\_\_\_ N/A
  - (b) Phone number: \_\_\_\_\_
- 8. In addition to himself, Owner designates the following person(s) to receive a copy of the Lienor's Notice as provided in Section 713.13(1)(b), Florida Statutes:
  - (a) Name and address: \_\_\_\_\_ N/A
  - (b) Phone number: \_\_\_\_\_
- 9. Expiration date of notice of commencement (the expiration date is 1 year from the date of recording unless a different date is specified)  
\_\_\_\_\_

WARNING TO OWNER: ANY PAYMENTS MADE BY THE OWNER AFTER THE EXPIRATION OF THE NOTICE OF COMMENCEMENT ARE CONSIDERED IMPROPER PAYMENTS UNDER CHAPTER 713, PART I, SECTION 713.13, FLORIDA STATUTES, AND CAN RESULT IN YOUR PAYING TWICE FOR IMPROVEMENTS TO YOUR PROPERTY. A NOTICE OF COMMENCEMENT MUST BE RECORDED AND POSTED ON THE JOB SITE BEFORE THE FIRST INSPECTION. IF YOU INTEND TO OBTAIN FINANCING, CONSULT WITH YOUR LENDER OR AN ATTORNEY BEFORE COMMENCING WORK OR RECORDING YOUR NOTICE OF COMMENCEMENT.

10. John W. Giles  
Signature of Owner or Owner's Authorized Officer/Director  
Partner/Manager  
Signatory's Title/Office \_\_\_\_\_

The foregoing instrument was acknowledged before me this 20th day of March, 2017 by John Giles  
\_\_\_\_\_ (name of person) as owner (type of authority, e.g. officer, trustee, attorney in fact) for  
SELF (name of party on behalf of whom instrument was executed).

Marcello Agulla  
Signature of Notary Public - State of Florida  
Personally known \_\_\_\_\_ or Produced Identification \_\_\_\_\_

---AND---  
Verification Pursuant to Section 92.525, Florida Statutes

Under penalties of perjury, I declare that I have read the foregoing and that the facts stated in it are true to the best of my knowledge and belief.

John W. Giles  
Signature of Natural Person Signing (in Line#10) Above

Revised 2/15/17



MARCELLO AGULLA  
NOTARY PUBLIC  
STATE OF FLORIDA  
Comm# FF016462  
Expires 9/8/2017

4414795



## City of Belle Isle

Universal Engineering Sciences 3532 Maggie Blvd., Orlando, FL 32811  
 Tel 407-581-8161 \* Fax 407-581-0313 \* [www.universalengineering.com](http://www.universalengineering.com)

### Product Approval Form

DATE: \_\_\_\_\_

PERMIT # 2017-04-029

PROJECT ADDRESS \_\_\_\_\_, Belle Isle, FL  32809  32812

As required by Florida Statue 553.842 and Florida Administrative Code 9B-72m, please provide the information and approval numbers of the building components listed below if they will be utilized on the building or structure. FL Approved products are listed online at [www.floridabuilding.org](http://www.floridabuilding.org) or can be obtained from the local product supplier. The following information must be turned in with permit application and available onsite for inspections:

1. **This Product Approval Cover Sheet**
2. **Internet screen from FloridaBuilding.org showing PA#, approval and code edition stamped**
3. **Manufacturer's installation details from FloridaBuilding.org and requirements for each product stamped**

Product Type	Manufacturer	Model/Series	FL Product Approval #	Product Type	Manufacturer	Model/Series	FL Product Approval #
<b>EXTERIOR DOORS</b>				<b>WALL PANELS</b>			
Swinging				Sliding			
Sliding				Soffits			
Sectional/Rollup				Storefront			
Other				Glass Block			
				Other			
<b>WINDOWS</b>				<b>ROOFING PRODUCTS</b>			
Single/Dbf Hung				Asphalt Shingles			
Horizontal Slider	<u>Simonton</u>		<u>FL5179</u>	Non Struct Metal			
Casement	<u>Simonton</u>		<u>FL107</u>	Roofing Tiles			
Fixed				Single Ply Roof			
Mullion	<u>Simonton</u>		<u>FL14787</u>	Underlayment			
Skylights				Other			
Other							
<b>STRUCTURAL COMPONENTS</b>				<b>OTHER</b>			
Wood Connectors							
Wood Anchors							
Truss Plates							
Insulation Forms							
Lintels							
Other							

It is the applicant's responsibility to verify that specific products have been installed in accordance with their limitations and with the minimum required design pressures for the structure. Specific compliance will be verified during field inspections.

Applicant Signature 

Date 04/07/17



DBPR HOME ABOUT DBPR DBPR DIVISIONS CONTACT DBPR

BCIS Home | Log In | User Registration | Hot Topics | Submit Surcharge | Stats & Facts | Publications | FBC Staff | BCIS Site Map | Links | Search



Product Approval  
USER: Public User

Product Approval Menu > Product or Application Search > Application List > Application Detail



FL #  
Application Type  
Code Version  
Application Status

FL5179-R19  
Revision  
2014  
Approved



\*Approved by DBPR. Approvals by DBPR shall be reviewed and ratified by the POC and/or the Commission if necessary.

Comments  
Archived

Product Manufacturer  
Address/Phone/Email

Simonton Windows  
1 Cochrane Ave  
Pensboro, WV 26415  
(614) 532-3596  
luanne.harris@simonton.com

Authorized Signature

Luanne Harris  
luanne.harris@simonton.com

Technical Representative  
Address/Phone/Email

Luanne Harris  
1 Cochrane Ave  
Pensboro, WV 26415  
(614) 532-3596  
luanne.harris@simonton.com

Quality Assurance Representative  
Address/Phone/Email

AAMA  
1827 Walden Office Square  
Suite 550  
Schaumburg, IL 60173  
(847) 303-5664  
webmaster@aamanet.org

Category  
Subcategory

Windows  
Horizontal Slider

Compliance Method

Certification Mark or Listing

Certification Agency  
Validated By

American Architectural Manufacturers Association  
American Architectural Manufacturers Association

Referenced Standard and Year (of Standard)

<u>Standard</u>	<u>Year</u>
AAMA/WDMA/CSA 101/I.S.2/A440	2008

Equivalence of Product Standards  
Certified By

Florida Licensed Professional Engineer or Architect  
[FL5179 R19 Equiv SimEx-PVC-Equivalency.pdf](#)

Product Approval Method	Method 1 Option A
Date Submitted	12/21/2016
Date Validated	12/27/2016
Date Pending FBC Approval	
Date Approved	01/01/2017

**Summary of Products**

FL #	Model, Number or Name	Description
5179.1	07-09, 07-10 and 07-20	Reflections 5500, Prism Platinum, Generations, Impressions 9800, Sears 9300, Amcraft Grand Estates Premier, Amcraft Grand Estates Select, Grandura Vinyl 2-Lite Horizontal Slider
<b>Limits of Use</b> <b>Approved for use in HVHZ:</b> No <b>Approved for use outside HVHZ:</b> Yes <b>Impact Resistant:</b> No <b>Design Pressure:</b> N/A <b>Other:</b> 78x63 (+/-25 PSF), 73x51 (+/-50 PSF), 63x48 (+/-55 PSF)		<b>Certification Agency Certificate</b> <a href="#">FL5179 R19 C CAC 07-09 HS 63x48 R PG55.pdf</a> <a href="#">FL5179 R19 C CAC 07-09 HS 73x51 R PG50.pdf</a> <a href="#">FL5179 R19 C CAC 07-09 HS 78x63 R PG25.pdf</a> <a href="#">FL5179 R19 C CAC 07-09-10-20 and 08-09 -10 -20 Waiver.pdf</a> <a href="#">FL5179 R19 C CAC 07-75 HS 78x72 R PG20.pdf</a> <a href="#">FL5179 R19 C CAC 07-75 HS 96x65 R PG20.pdf</a> <a href="#">FL5179 R19 C CAC 07-75 waiver to 07-09.pdf</a> <b>Quality Assurance Contract Expiration Date</b> 04/25/2017 <b>Installation Instructions</b> <a href="#">FL5179 R19 II IN0137 07-09 07-10 07-20 07-75 SL 2X.pdf</a> <a href="#">FL5179 R19 II IN0259-R9 07-09 07-10 07-20 07-75 SL 1X.pdf</a> Verified By: American Architectural Manufacturers Association Created by Independent Third Party: <b>Evaluation Reports</b> <a href="#">FL5179 R19 AE EvalReport-IN0259-R9.pdf</a> Created by Independent Third Party: Yes
5179.2	07-09, 07-10 and 07-20	Reflections 5500, Prism Platinum, Generations, Impressions 9800, Sears 9300, Amcraft Grand Estates Premier, Amcraft Grand Estates Select, Grandura Vinyl 3-Lite Endvent Slider
<b>Limits of Use</b> <b>Approved for use in HVHZ:</b> No <b>Approved for use outside HVHZ:</b> Yes <b>Impact Resistant:</b> No <b>Design Pressure:</b> N/A <b>Other:</b> 136x63 (+/-25 PSF), 148x48 & 84x63 (+/-30 PSF), 105x51 & 100x48 (+/-45 PSF), 84x48 (+/-55 PSF)		<b>Certification Agency Certificate</b> <a href="#">FL5179 R19 C CAC 07-09 EV 100x48 R PG45.pdf</a> <a href="#">FL5179 R19 C CAC 07-09 EV 105x51 R PG45.pdf</a> <a href="#">FL5179 R19 C CAC 07-09 EV 136x63 R PG25.pdf</a> <a href="#">FL5179 R19 C CAC 07-09 EV 148x48 R PG30.pdf</a> <a href="#">FL5179 R19 C CAC 07-09 EV 84x48 R PG55.pdf</a> <a href="#">FL5179 R19 C CAC 07-09 EV 84x63 R PG30.pdf</a> <a href="#">FL5179 R19 C CAC 07-09-10-20 and 08-09 -10 -20 Waiver.pdf</a> <b>Quality Assurance Contract Expiration Date</b> 06/05/2017 <b>Installation Instructions</b> <a href="#">FL5179 R19 II IN0226 SS 07-09 07-10 07-20 EV 1X.pdf</a> <a href="#">FL5179 R19 II IN0227 07-09 07-10 07-20 EV 2X.pdf</a> Verified By: American Architectural Manufacturers Association Created by Independent Third Party: <b>Evaluation Reports</b> <a href="#">FL5179 R19 AE PER3825 SS 2015-06-24.pdf</a> Created by Independent Third Party: Yes
5179.3	07-75	THD 6500 Vantage Pointe Vinyl 2-Lite Horizontal Slider
<b>Limits of Use</b> <b>Approved for use in HVHZ:</b> No <b>Approved for use outside HVHZ:</b> Yes <b>Impact Resistant:</b> No <b>Design Pressure:</b> N/A <b>Other:</b> 78x63 (+/-25 PSF), 78x63 (+/-40 PSF), 72x48 (+/-45 PSF), 63x48 (+/-55 PSF)		<b>Certification Agency Certificate</b> <a href="#">FL5179 R19 C CAC 07-75 HS 63x48 R PG55.pdf</a> <a href="#">FL5179 R19 C CAC 07-75 HS 72x48 R PG45.pdf</a> <a href="#">FL5179 R19 C CAC 07-75 HS 78x63 R PG25.pdf</a> <a href="#">FL5179 R19 C CAC 07-75 HS 78x63 R PG40.pdf</a> <b>Quality Assurance Contract Expiration Date</b> 10/15/2017 <b>Installation Instructions</b> <a href="#">FL5179 R19 II IN0224 SS 75-75 SL 1X.pdf</a> <a href="#">FL5179 R19 II IN0225 07-75 SL 2X.pdf</a> Verified By: American Architectural Manufacturers Association Created by Independent Third Party: <b>Evaluation Reports</b>

		FL5179 R19 AE PER3824 SS 2015-06-24.pdf Created by Independent Third Party: Yes
5179.4	07-75	THD 6500 Vantage Pointe Vinyl 3-Lite Endvent Slider
<b>Limits of Use</b> <b>Approved for use in HVHZ:</b> No <b>Approved for use outside HVHZ:</b> Yes <b>Impact Resistant:</b> No <b>Design Pressure:</b> N/A <b>Other:</b> 136x63 (+/-25 PSF), 84x63 (+/-30 PSF), 110x63 (+/-40 PSF), 100x48 (+/-45 PSF), 84x48 (+/-55 PSF)		<b>Certification Agency Certificate</b> <a href="#">FL5179 R19 C CAC 07-75 EV 100x48 R PG45.pdf</a> <a href="#">FL5179 R19 C CAC 07-75 EV 110x63 R PG40.pdf</a> <a href="#">FL5179 R19 C CAC 07-75 EV 136x63 R PG25.pdf</a> <a href="#">FL5179 R19 C CAC 07-75 EV 84x48 R PG55.pdf</a> <a href="#">FL5179 R19 C CAC 07-75 EV 84x63 R PG30.pdf</a> <b>Quality Assurance Contract Expiration Date</b> 10/15/2017 <b>Installation Instructions</b> <a href="#">FL5179 R19 II IN0144 SS 75-75 EV 1X.pdf</a> <a href="#">FL5179 R19 II IN0145 07-75 EV 2X.pdf</a> Verified By: American Architectural Manufacturers Association Created by Independent Third Party: <b>Evaluation Reports</b> <a href="#">FL5179 R19 AE PER3824 SS 2015-06-24.pdf</a> Created by Independent Third Party: Yes
5179.5	41-18	Profinish BrickMould 300 Vinyl 2-Lite Horizontal Slider
<b>Limits of Use</b> <b>Approved for use in HVHZ:</b> No <b>Approved for use outside HVHZ:</b> Yes <b>Impact Resistant:</b> No <b>Design Pressure:</b> +30/-30 <b>Other:</b> 72x60		<b>Certification Agency Certificate</b> <a href="#">FL5179 R19 C CAC 41-18 HS 73x63 R30.pdf</a> <b>Quality Assurance Contract Expiration Date</b> 09/12/2021 <b>Installation Instructions</b> <a href="#">FL5179 R19 II IN0234 41-18 SL 2X.pdf</a> Verified By: American Architectural Manufacturers Association Created by Independent Third Party: <b>Evaluation Reports</b> Created by Independent Third Party:
5179.6	42-19	Profinish BrickMould 600 Vinyl 2-Lite Horizontal Slider
<b>Limits of Use</b> <b>Approved for use in HVHZ:</b> No <b>Approved for use outside HVHZ:</b> Yes <b>Impact Resistant:</b> No <b>Design Pressure:</b> N/A <b>Other:</b> 78x63 & 69x65 (+/-25 PSF), 72x54 (+/-30 PSF), 72x36 (+/-40 PSF), 60x52 (+/-45 PSF)		<b>Certification Agency Certificate</b> <a href="#">FL5179 R19 C CAC 42-19 HS 60x52 R PG45 (ext.).pdf</a> <a href="#">FL5179 R19 C CAC 42-19 HS 69x65 R PG25 (ext.).pdf</a> <a href="#">FL5179 R19 C CAC 42-19 HS 72x36 R PG40 (ext.).pdf</a> <a href="#">FL5179 R19 C CAC 42-19 HS 72x54 R PG30 (ext.).pdf</a> <a href="#">FL5179 R19 C CAC 42-19 HS 78x63 R PG25 (ext.).pdf</a> <b>Quality Assurance Contract Expiration Date</b> 10/26/2019 <b>Installation Instructions</b> <a href="#">FL5179 R19 II IN0152 42-19 SL 2X.pdf</a> Verified By: American Architectural Manufacturers Association Created by Independent Third Party: <b>Evaluation Reports</b> Created by Independent Third Party:
5179.7	42-19	Simonton Profinish Brickmould 600 Vinyl-3-Lite Endvent Slider
<b>Limits of Use</b> <b>Approved for use in HVHZ:</b> No <b>Approved for use outside HVHZ:</b> Yes <b>Impact Resistant:</b> No <b>Design Pressure:</b> +40/-40 <b>Other:</b> 84x36		<b>Certification Agency Certificate</b> <a href="#">FL5179 R19 C CAC 42-19 EV 84x36 R PG40 (ext.).pdf</a> <b>Quality Assurance Contract Expiration Date</b> 12/07/2019 <b>Installation Instructions</b> <a href="#">FL5179 R19 II IN0153 42-19 EV 2X.pdf</a> Verified By: American Architectural Manufacturers Association Created by Independent Third Party: <b>Evaluation Reports</b> Created by Independent Third Party:
5179.8	43-06 and 43-17	THD 6060 VantagePointe, Profinish Builder, ProFinish Contractor, ProFinish Master, Grand Estates Contractor Vinyl 2-Lite Horizontal Slider
<b>Limits of Use</b> <b>Approved for use in HVHZ:</b> No <b>Approved for use outside HVHZ:</b> Yes <b>Impact Resistant:</b> No <b>Design Pressure:</b> N/A <b>Other:</b> 72x63 (+/-30 PSF), 72x48 (+/-35 PSF), 72x72 (+/-20 PSF)		<b>Certification Agency Certificate</b> <a href="#">FL5179 R19 C CAC 43-06 HS 72x63 R30.pdf</a> <a href="#">FL5179 R19 C CAC 43-06 HS (Finless) 72x63 R PG30.pdf</a> <a href="#">FL5179 R19 C CAC 43-06 HS 72x48 R35 (ext.).pdf</a> <a href="#">FL5179 R19 C CAC 43-06 HS 72x72 R20 (ext.).pdf</a> <a href="#">FL5179 R19 C CAC 43-17 HS 72x72 R PG20.pdf</a> <a href="#">FL5179 R19 C CAC 43-17 to 43-06 Waiver.pdf</a> <b>Quality Assurance Contract Expiration Date</b>

**MODEL DESIGNATION:** Simonton Horizontal Slider Series 75-75 / 07-09 / 07-10 / 07-20 /

07-75 / 75-09 Vinyl Window

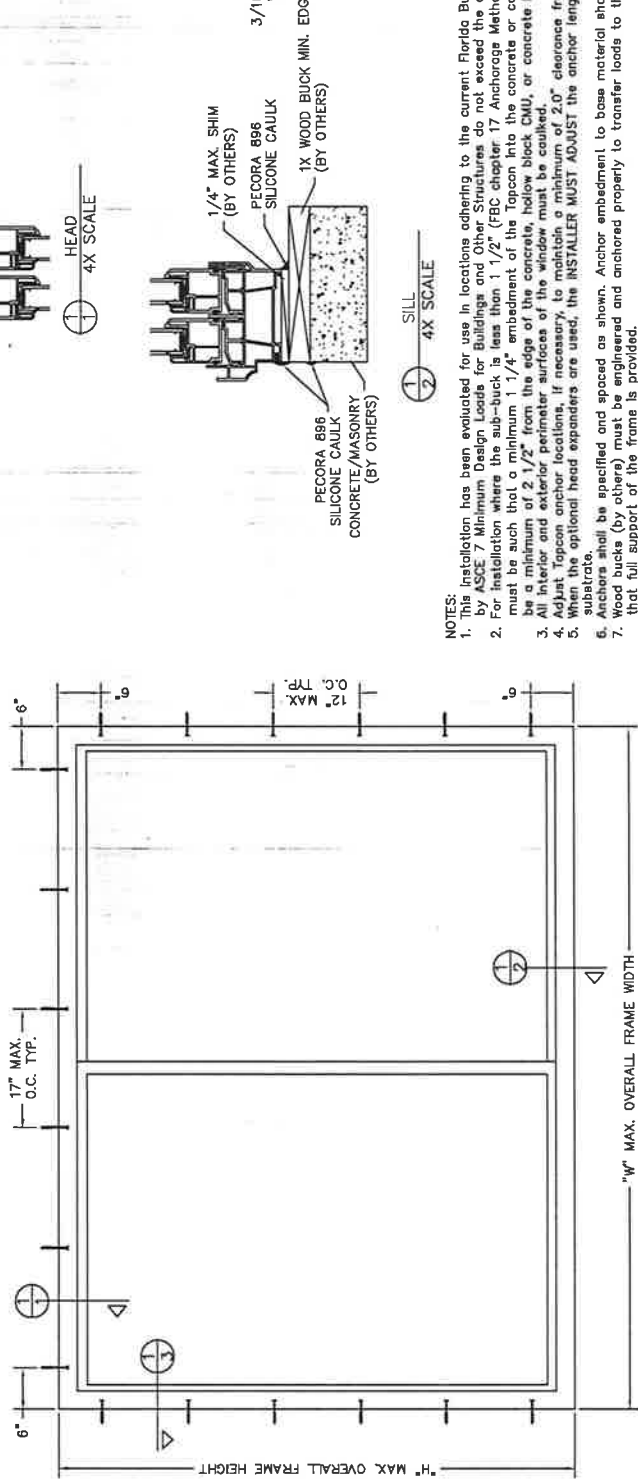
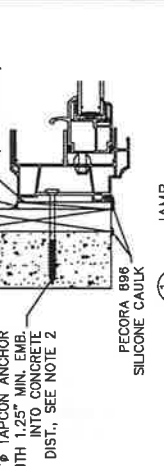
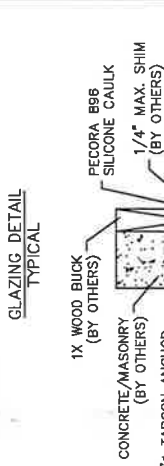
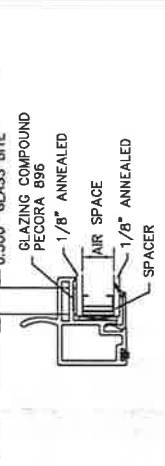
**MAXIMUM OVERALL NOMINAL SIZE:** See Size Chart

**DESIGN PRESSURE RATINGS:** See Size Chart

**USABLE CONFIGURATIONS:** XX

**GENERAL DESCRIPTION:** The head, sill, and side jambs are extruded PVC. The wall thickness through which the anchor screw penetrates is a minimum of 0.070".

REV#	REVISIONS:	REVISED BY	DATE
1	ADDED 75-75, 75-09, 07-09, 07-10, AND 07-20 SERIES.	T.D.D.	06/10/08
2	ADDED NOTE FOR 07-75 ONLY SIZE.	T.D.D.	06/12/08
3	UPDATED NOTES, GENERAL DESCRIPTION, AND SIZE CHART.	T.D.D.	03/16/10
4	UPDATED SIZES PER NEW TESTING AND ADDED NOTES 13 & 16.	T.D.D.	12/05/11
5	UPDATED SIZES PER NEW TESTING.	T.D.D.	03/19/14
6	ADDED MIN. EDGE DIST. NOTE.	B.J.S.	06/19/15



OVERALL SIZE	DP RATING
WIDTH "W"	
78"	±25 PSF
72"	±40 PSF
63"	±45 PSF
48"	±55 PSF



Digitally signed by Hermes F. Norero, P.E.  
Reason: I am approving this document  
Date: 2015.06.24 07:42:50 -0400

**NOTES:**

- This installation has been evaluated for use in locations adhering to the current Florida Building Code and where design pressure requirements as determined by ASCE 7 Minimum Design Loads for Buildings and Other Structures do not exceed the design pressure ratings listed herein, for use outside the H.V.H.Z.
- For installation where the sub-buck is less than 1 1/2" (FBC chapter 17 Anchorage Methods) Tapcon type concrete anchors must be used and the length must be such that a minimum 1 1/4" embedment of the Tapcon into the concrete or concrete block is obtained, unless otherwise noted. Anchors should be a minimum of 2 1/2" from the edge of the concrete, hollow block CMU, or concrete block.
- All interior and exterior perimeter surfaces of the window must be caulked.
- Adjust Tapcon anchor locations, if necessary, to maintain a minimum of 2.0" clearance from mortar joints.
- When the optional head expanders are used, the INSTALLER MUST ADJUST the anchor lengths to maintain the required minimum embedment into the substrate.
- Anchors shall be specified and spaced as shown. Anchor embedment to base material shall be beyond wall dressing or stucco and into wood or concrete.
- Wood bucks (by others) must be engineered and anchored properly to transfer loads to the structure. Bucks shall extend to interior face of frame such and full support of the frame is provided.
- Follow all applicable codes and specifications for the products used.
- Follow all applicable codes and specifications for the products used.
- With the architect, building owner, or contractor.
- A. Concrete compressive strength = 3000 PSI at 28 days.  
B. Concrete Masonry Units shall conform with strength requirements of ASTM C90.  
C. Wood Minimum Specific Gravity = 0.55
- Shims are optional. Max. shim stack is 1/4".
- When using a 3/16" Tapcon through the window frame, pre-drill the thru hole at specified installation screw locations.
- Flashing should be applied using the ASTM E 2112 method appropriate for the opening into which the window is being installed.
- Glazing shall comply with ASTM E 1300 according to the Florida Building Code.
- Designation "X" and "O" stand for the following:  
X: Operable Panel  
O: Fixed Panel

REVISIONS	NO.	DATE
1	NO. 224	01/28/08
2	NO. 224	01/28/08
3	NO. 224	01/28/08
4	NO. 224	01/28/08
5	NO. 224	01/28/08
6	NO. 224	01/28/08

Dimensional Tolerances Unless Otherwise Specified	Angles
Decimals	0° 30 min.
Decimals	.X ± .03
Decimals	.XX ± .01
Decimals	.XXX ± .005

FINISH TREATMENT:	PERIMETER:
EXCEPT AS NOTED	VOLUME:
ALLOY & TEMPER:	SURFACE AREA:
HEIGHT:	PERIMETER:
DEPTH:	PERIMETER:
FINISH TREATMENT:	PERIMETER:

**DISCLOSURE STATEMENT:**  
This document is the property of Simonton Windows, which retains all proprietary and other rights to its subject matter. This document is provided to the recipient on the express condition that it is not to be disclosed, reproduced in whole or in part, or used for any other purpose without the prior written consent of Simonton Windows. The recipient's rights to utilize information contained in this document which is properly obtained from another source, is hereby acknowledged.

**SIMONTON**  
W I N D O W S  
1 Cochran Avenue  
Pensacola, WY 26415



Model Designation: Simonton Endvent Series 07-75 Vinyl Window

Maximum Overall Nominal Size: See Size Chart

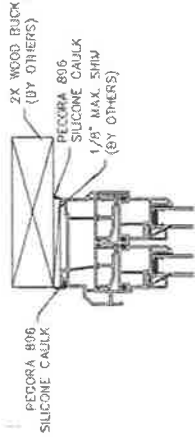
Design Pressure Rating: See Size Chart

Usable Configurations: XXX

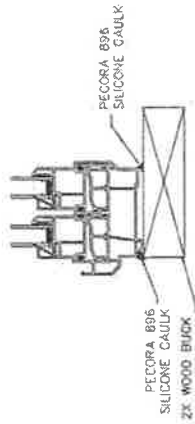
General Description: The head, sill, and side jamba are extruded PVC. The wall thickness through which the anchor screw penetrates is a minimum of 0.070".

REV.	REVISIONS	REVISED BY	DATE
6	UPDATED NOTES AND GENERAL DESCRIPTION.	T.D.B.	02/01/11
7	UPDATED SIZES PER TESTING	T.D.B.	05/24/11
8	ADDED GLAZING DETAILS.	T.D.B.	06/09/11
9	REMOVED GLAZING DETAILS AND ADDED NOTE 10.	T.D.B.	01/09/12
10	UPDATED NOTES AND CALLOUTS.	T.D.B.	03/20/14
11	ADDED MIN EDGE DIST. NOTES	G.M.	06/19/15

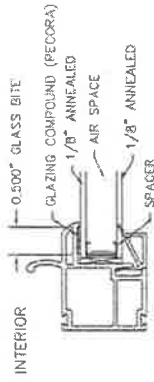
NO. P.E. SEAL REQUIRED  
INSTALLATION SUPPORTED  
BY AAMA TEST REPORTS



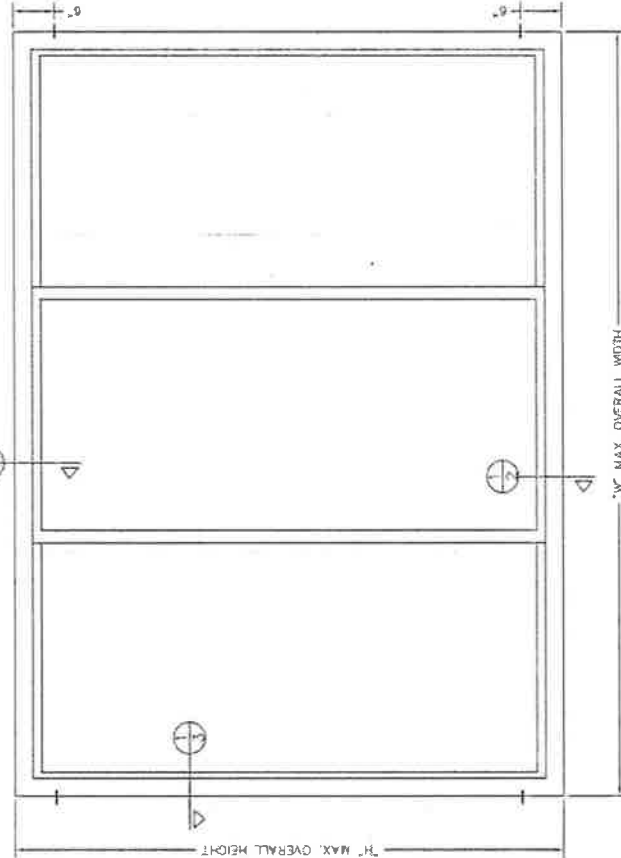
HEAD  
4X SCALE



SILL  
4X SCALE



GLAZING DETAILS



SIZE CHART		
OVERALL SIZE	DP RATING	
WIDTH "W"	HEIGHT "H"	
136"	63"	±25 PSF
84"	63"	±30 PSF
110"	63"	±40 PSF
100"	48"	±45 PSF
84"	48"	±55 PSF

NOTES:

- This installation has been evaluated for use in locations adhering to the current Florida Building Code and where pressure requirements as determined by ASCE 7 Minimum Design Loads for Buildings and Other Structures do not exceed the design pressure ratings herein. For use outside the H.V.H.Z.
- All interior and exterior perimeter surfaces of the window must be caulked.
- Anchors shall be specified and spaced as shown Anchor embedment to base material shall be beyond wall dressing or stucco and into wood.
- The responsibility for selection of Simonton products to meet any applicable local laws, building codes, ordinances, or other safety requirements rests solely with the architect, building owner, or contractor.
- Shims are optional. Maximum shim stack is 1/8".
- Wood bucks (by others) must be engineered and anchored properly to transfer loads to the structure. Wood bucks shall be Spruce-Pine-Fir. Wood minimum specific gravity = 0.42 pcf.
- Wood screws must be at least Grade 5 for units with a design pressure < 50 PSF, and of at least Grade 8 for units with a design pressure > 50 PSF.
- When used in areas requiring impact protection, this product requires the use of approved impact resistant shutters or other external protection.
- Flashing should be applied using the ASTM E 2812 method appropriate for the opening into which the window is being installed.
- Installation screws must be at least 3/4" from the edge of the wood.
- This product complies with ASTM E 1300-04.
- Designation "X" and "O" stand for the following:  
X: Operable Panel  
O: Fixed Panel

DISCLOSURE STATEMENT

This document is the property of Simonton Windows, which retains all proprietary and other rights to the subject matter. This document is not to be reproduced, stored in a retrieval system, or used in conjunction with the design, manufacture or repair of goods for anyone other than Simonton Windows without its consent. This restriction does not limit the recipient's rights to utilize information contained in this document which is properly obtained from another source.

FILE: H0145

Dimensional Tolerances  
Unless Otherwise Specified

Decimals	Angles
X ± .01	0° - 30 min.
XX ± .01	
XXX ± .005	

MATERIAL:

SEAL FINISH:	PECORA 896
BUCK:	WOOD
ANCHOR:	ALLOY & NUT
SHIM:	WOOD
SURFACE AREA:	PERIMETER
FINISH TREATMENT:	

SIMINGTON®

1 Cedarhurst Avenue  
Northvale, N.J. 07645

SCALE:	FIT	SHEET	1 of 1
REVISED BY:	T.D.B.	DATE:	10/24/07
CHECKED BY:	T.D.B.	DATE:	
APPROVED BY:	G.M.	DATE:	

07-75 ENDVENT SUBER  
2X BUCK INSTALLATION



[DBPR HOME](#) | 
 [ABOUT DBPR](#) | 
 [DBPR DIVISIONS](#) | 
 [CONTACT DBPR](#)



[BCIS Home](#) | 
 [Log In](#) | 
 [User Registration](#) | 
 [Hot Topics](#) | 
 [Submit Surcharge](#) | 
 [Stats & Facts](#) | 
 [Publications](#) | 
 [FBC Staff](#) | 
 [BCIS Site Map](#) | 
 [Links](#) | 
 [Search](#)



License efficiently. Regulate fairly.

[Product Approval Menu](#) > 
 [Product or Application Search](#) > 
 [Application List](#) > 
 **Application Detail**

OFFICE OF THE SECRETARY

FL #  
 Application Type  
 Code Version  
 Application Status

FL107-R14  
 Revision  
 2014  
 Approved



\*Approved by DBPR. Approvals by DBPR shall be reviewed and ratified by the POC and/or the Commission if necessary.

Comments  
 Archived

Product Manufacturer  
 Address/Phone/Email

Simonton Windows  
 1 Cochrane Ave  
 Pennsboro, WV 26415  
 (614) 532-3596  
 luanne.harris@simonton.com

Authorized Signature

Luanne Harris  
 luanne.harris@simonton.com

Technical Representative  
 Address/Phone/Email

Luanne Harris  
 3948 Townsfair Way  
 Suite 200  
 Columbus, OH 43219  
 (614) 532-3596  
 luanne.harris@simonton.com

Quality Assurance Representative  
 Address/Phone/Email

AAMA  
 1827 Walden Office Square  
 Suite 550  
 Schaumburg, IL 60173  
 (847) 303-5664  
 webmaster@aamanet.org

Category  
 Subcategory

Windows  
 Casement

Compliance Method

Certification Mark or Listing

Certification Agency  
 Validated By

American Architectural Manufacturers Association  
 American Architectural Manufacturers Association

Referenced Standard and Year (of Standard)

<u>Standard</u>	<u>Year</u>
AAMA/WDMA/CSA 101/I.S.2/A440	2005
AAMA/WDMA/CSA 101/I.S.2/A440	2008

Equivalence of Product Standards  
 Certified By

Florida Licensed Professional Engineer or Architect  
[FL107 R14 Equiv SimEx-PVC-Equivalency.pdf](#)

Product Approval Method

Method 1 Option A

Date Submitted

07/27/2015

Date Validated

08/04/2015

Date Pending FBC Approval

Date Approved

08/09/2015

**Summary of Products**

FL #	Model, Number or Name	Description
107.1	08-08	Profinish Contractor, ProFinish Master, Amcraft Grand Estates New Construction Vinyl Casement Triple with Integral T-Mullions
<b>Limits of Use</b> Approved for use in HVHZ: No Approved for use outside HVHZ: Yes Impact Resistant: No Design Pressure: N/A Other: 107x72 (+/-45 PSF), 101x63 (+/-50 PSF)		<b>Certification Agency Certificate</b> <a href="#">FL107 R14 C CAC 08-08 CS Triple 101x63 R50 (ext.).pdf</a> <a href="#">FL107 R14 C CAC 08-08 CS Triple 107x72 R45.pdf</a> <b>Quality Assurance Contract Expiration Date</b> 12/11/2016 <b>Installation Instructions</b> <a href="#">FL107 R14 II IN0324 08-08 CS Triple 2X.pdf</a> Verified By: American Architectural Manufacturers Association Created by Independent Third Party: <b>Evaluation Reports</b> Created by Independent Third Party:
107.2	08-08, 08-09, 08-10, 08-20	Reflections 5500, Prism Platinum, Generations, Impressions 9800, Sears 9300, Grand Estates Premium Plus/Premier, Grandura, 6100/6500 Vantage Pointe, Profinish Contractor/Master, Grand Estates New Construction Vinyl Casement (Left or Right Hinge)
<b>Limits of Use</b> Approved for use in HVHZ: No Approved for use outside HVHZ: Yes Impact Resistant: No Design Pressure: N/A Other: 36x72 single strength glass (+/-40 PSF), 36x80 (+/-50 PSF), 36x72 double strength glass (+/-55 PSF)		<b>Certification Agency Certificate</b> <a href="#">FL107 R14 C CAC 08-08 CS 36x72 R PG40.pdf</a> <a href="#">FL107 R14 C CAC 08-08 CS 36x72 R PG55.pdf</a> <a href="#">FL107 R14 C CAC 08-08 CS 36x80 R PG50.pdf</a> <a href="#">FL107 R14 C CAC ACP-05 SIM 07-09-10-20 and 08-09 -10-20 frame 01-31-11.pdf</a> <a href="#">FL107 R14 C CAC ACP-05 SIM 08-08 08-09 Casement.pdf</a> <b>Quality Assurance Contract Expiration Date</b> 06/04/2017 <b>Installation Instructions</b> <a href="#">FL107 R14 II IN0052 08-08 08-09 08-10 08-20 CS 2X.pdf</a> <a href="#">FL107 R14 II IN0166 08-08 CS 2X.pdf</a> <a href="#">FL107 R14 II IN0436-R4 08-09 08-10 08-20 CS 1X.pdf</a> Verified By: American Architectural Manufacturers Association Created by Independent Third Party: <b>Evaluation Reports</b> <a href="#">FL107 R14 AE EvalReport-IN0436-R4 08-09 08-10 08-20 CS.pdf</a> Created by Independent Third Party: Yes
107.3	08-09, 08-10, 08-20	Reflections 5500, Prism Platinum, Generations, Impressions 9800, Sears 9300, Grand Estates Premium Plus/Premier, Grandura, 6100 Vantage Pointe, 6500 Vantage Point Vinyl Casement T-Mulled Triple
<b>Limits of Use</b> Approved for use in HVHZ: No Approved for use outside HVHZ: Yes Impact Resistant: No Design Pressure: +50/-50 Other: 105x63		<b>Certification Agency Certificate</b> <a href="#">FL107 R14 C CAC 08-09 CS Triple 105x63 R PG50.pdf</a> <a href="#">FL107 R14 C CAC 08-10 08-20 waiver to 08-09.pdf</a> <b>Quality Assurance Contract Expiration Date</b> 04/24/2017 <b>Installation Instructions</b> <a href="#">FL107 R14 II IN0325 08-09 08-10 08-20 CS Triple 2X.pdf</a> Verified By: American Architectural Manufacturers Association Created by Independent Third Party: <b>Evaluation Reports</b> Created by Independent Third Party:
107.4	08-20 (New Construction Installation)	Reflections 5500, Prism Platinum, Generations, Impressions 9800, Sears 9300, Grand Estates Premium Plus/Premier, Grandura, 6100/6500 Vantage Pointe, Profinish Contractor/Master, Grand Estates New Construction Vinyl Casement (Left or Right Hinge)
<b>Limits of Use</b>		<b>Certification Agency Certificate</b>

REV #	REVISIONS	REVISED BY	DATE
1	ADDED NOTE 14 AND BOX FOR P.E. SEAL	T.O.D.	12/15/09
2	CORRECTED NOTE 14 AND ADDED NOTES CONCERNING EDGE DISTANCES	T.O.D.	12/16/09
3	ADDED NOTES 15 & 16	T.O.D.	11/27/11
4	UPDATED ANCHOR NOTES	L.M.H.	08/18/15

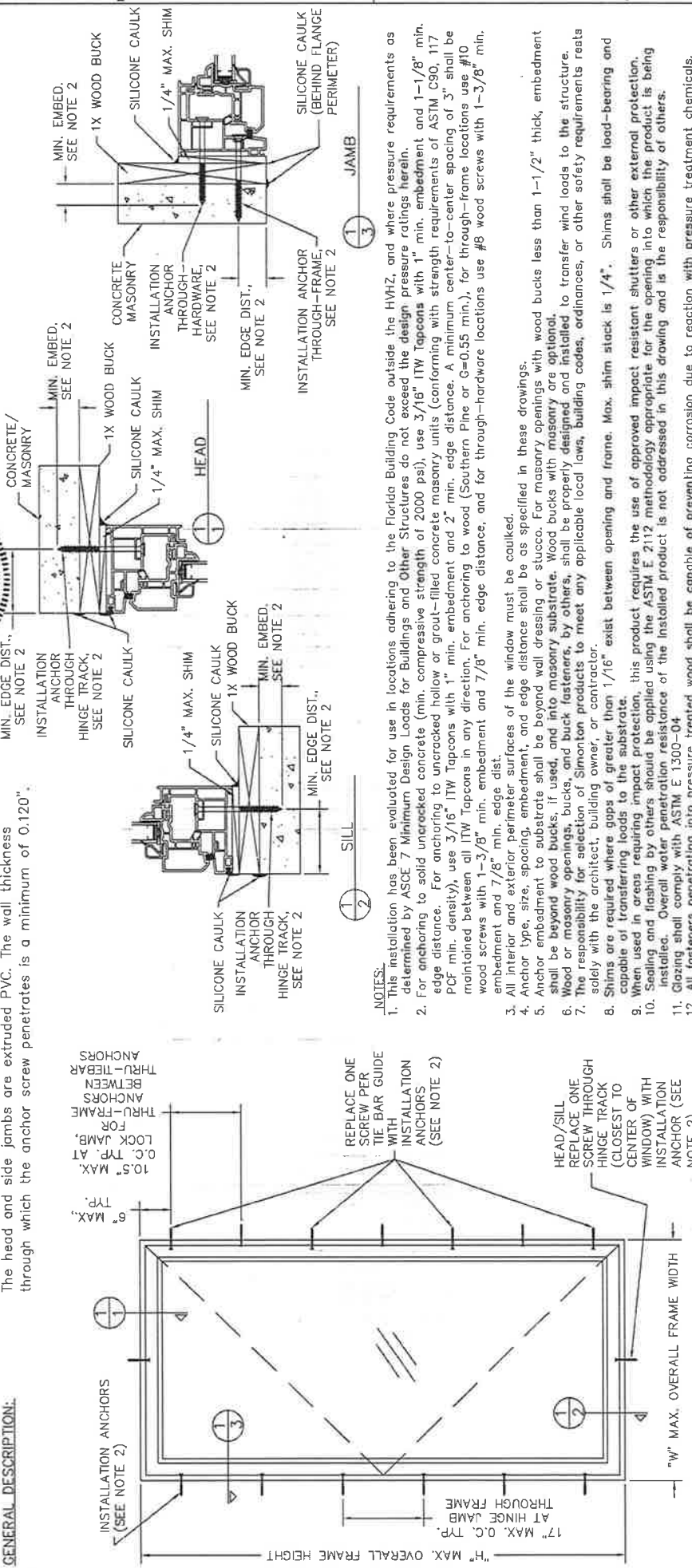
6/23/2015  
 Lucas A. Turner, P.E.  
 FL PE #56201  
 1239 Jabara Ave.  
 North Port, FL 34288  
 Ph. 941-380-1574

Lucas A. Turner  
 2015-06-23  
 23-43-04-00

Simonton Casement Series 08-09 / 08-10 / 08-20 Vinyl Window  
 See Size Chart  
 See Size Chart  
 X

**MODEL DESIGNATION:**  
**MAXIMUM OVERALL NOMINAL SIZE:**  
**DESIGN PRESSURE RATINGS:**  
**USABLE CONFIGURATIONS:**  
**GENERAL DESCRIPTION:**

The head and side jambs are extruded PVC. The wall thickness through which the anchor screw penetrates is a minimum of 0.120".



**NOTES:**

- This installation has been evaluated for use in locations adhering to the Florida Building Code outside the HVHZ, and where pressure requirements as determined by ASCE 7 Minimum Design Loads for Buildings and Other Structures do not exceed the design pressure ratings herein.
- For anchoring to solid uncracked concrete (min. compressive strength of 2000 psi), use 3/16" ITW Tapcons with 1" min. embedment and 1-1/8" min. edge distance. For anchoring to uncracked hollow or grout-filled concrete masonry units (conforming with strength requirements of ASTM C90, 117 PCF min. density), use 3/16" ITW Tapcons with 1" min. embedment and 2" min. edge distance. A minimum center-to-center spacing of 3" shall be maintained between all ITW Tapcons in any direction. For anchoring to wood (Southern Pine or G=0.55 min.), for through-frame locations use #10 wood screws with 1-3/8" min. embedment and 7/8" min. edge distance, and for through-hardware locations use #8 wood screws with 1-3/8" min. embedment and 7/8" min. edge dist.
- All interior and exterior perimeter surfaces of the window must be caulked.
- Anchor type, size, spacing, embedment, and edge distance shall be as specified in these drawings.
- Anchor embedment to substrate shall be beyond wall dressing or stucco. For masonry openings with wood bucks less than 1-1/2" thick, embedment shall be beyond wood bucks, if used, and into masonry substrate. Wood bucks with masonry are optional.
- Wood or masonry openings, bucks, and buck fasteners, by others, shall be properly designed and installed to transfer wind loads to the structure.
- The responsibility for selection of Simonton products to meet any applicable local laws, building codes, ordinances, or other safety requirements rests solely with the architect, building owner, or contractor.
- Shims are required where gaps of greater than 1/16" exist between opening and frame. Max. shim stack is 1/4". Shims shall be load-bearing and capable of transferring loads to the substrate.
- When used in areas requiring impact protection, this product requires the use of approved impact resistant shutters or other external protection.
- Sealing and flashing by others should be applied using the ASTM E 2112 methodology appropriate for the opening into which the product is being installed. Overall water penetration resistance of the installed product is not addressed in this drawing and is the responsibility of others.
- Glazing shall comply with ASTM E 1300-04.
- All fasteners penetrating into pressure treated wood shall be protected to prevent corrosion due to reaction with pressure treatment chemicals.
- Any dissimilar materials that come into contact shall be protected for the analysis of wood screws only.
- A wind load duration factor Cd = 1.6 was used for the analysis of wood screws only.
- Products shall be constructed as specified in test reports C9011.01-501-47-0 and A9271.01-501-47-0, by Architectural Testing, Inc.

**SIZE CHART**

OVERALL SIZE	DP RATING
WIDTH	
"W"	
36"	±40 PSF
36"	±50 PSF
36"	±55 PSF
HEIGHT	
"H"	
72"	
80"	
72"	

**DISCLOSURE STATEMENT**  
 This document is the property of Simonton Windows, which retains all proprietary and other rights to its subject matter. This document is provided to the recipient solely for the purpose of providing information to the recipient and is not to be used, in whole or in part, nor used in conjunction with the design, manufacture or repair of goods for anyone other than Simonton Windows without its consent. This restriction does not limit the recipient's rights to utilize information contained in this document which is properly obtained from another source.

**REVISED BY:** DATE:  
**REVISIONS:**  
 1 ADDED NOTE 14 AND BOX FOR P.E. SEAL  
 2 CORRECTED NOTE 14 AND ADDED NOTES CONCERNING EDGE DISTANCES  
 3 ADDED NOTES 15 & 16  
 4 UPDATED ANCHOR NOTES

**DATE:** 12/15/09  
 12/16/09  
 11/27/11  
 08/18/15

**Lucas A. Turner, P.E.**  
 FL PE #56201  
 1239 Jabara Ave.  
 North Port, FL 34288  
 Ph. 941-380-1574

**Lucas A. Turner**  
 2015-06-23  
 23-43-04-00

**STATE OF FLORIDA**  
 PROFESSIONAL ENGINEER  
 No 56201  
 LICENSED IN ELECTRICAL ENGINEERING

**FILE: IN0436**

**SIZE DRAWING NO:** B IN0436  
**DATE:** 09/16/09  
**CHECKED BY:** DATE:  
**APPROVED BY:** DATE:  
**SHEET:** 1 of 1  
**SCALE:** FIT  
**SERIES:** 08-09 / 08-10 / 08-20 CASAMENT  
**TITLE:** 1X BUCK INSTALLATION

**Dimensional Tolerances**  
 Unless Otherwise Specified

**Decimals** Angles  
 .XX ± .01 0° 30 min.  
 .XXX ± .005

**MATERIAL:**  
 FINISH: EXCEPT AS NOTED  
 ALLOY & TEMPER:  
 WEIGHT:  
 SURFACE AREA:  
 PERIMETER:  
 FINISH TREATMENT:

REV. #	REVISIONS:	REVISED BY:	DATE:
2	UPDATED NOTES & GENERAL DESCRIPTION.	T.D.D.	06/04/10
3	ADDED FLASHING NOTE.	T.D.D.	03/22/11
4	ADDED GLAZING DETAILS.	T.D.D.	06/03/11
5	REMOVED GLAZING DETAILS AND ADDED NOTE TO	T.D.D.	01/31/12
6	ADDED MIN. EDGE DIST. NOTES.	L.M.H.	06/18/15

NO P.E. SEAL REQUIRED  
INSTALLATION SUPPORTED  
BY AAMA TEST REPORTS

Simonton Casement Series 08-08 / 08-09 / 08-10 / 08-20 Vinyl Window

See Size Chart

See Size Chart

X

The head, sill, and side jambs are extruded PVC. The wall thickness through which the anchor screw penetrates is a minimum of 0.070".

MODEL DESIGNATION:

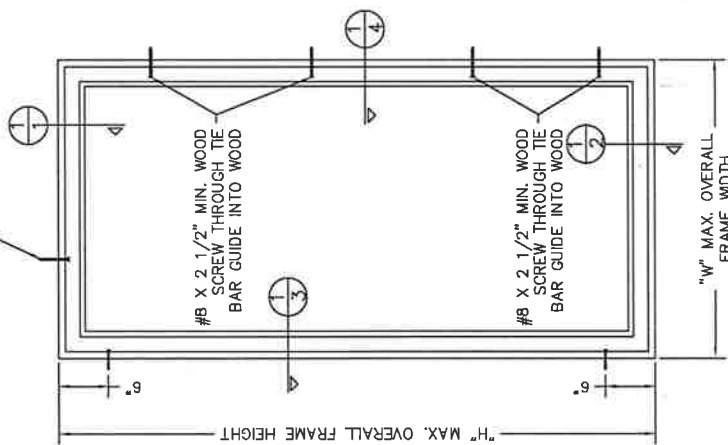
MAXIMUM OVERALL NOMINAL SIZE:

DESIGN PRESSURE RATING:

USABLE CONFIGURATIONS:

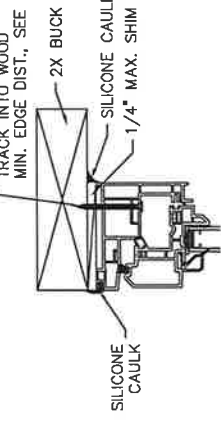
GENERAL DESCRIPTION:

#8 x 2 1/2" MIN. WOOD SCREW THROUGH HINGE TRACK SECOND HOLE FROM CENTER



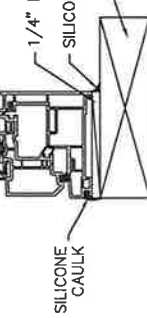
OVERALL SIZE	WIDTH	HEIGHT	DP RATING
"W"	36"	72"	±40 PSF
"H"	36"	80"	±50 PSF
"H"	36"	72"	±55 PSF

#10 x 2 1/2" MIN. WOOD SCREW THROUGH HINGE TRACK INTO WOOD MIN. EDGE DIST., SEE NOTE



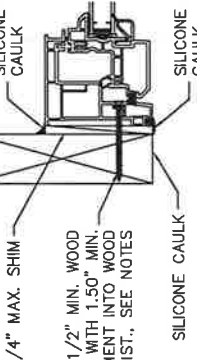
HEAD  
1 4X SCALE

#8 x 2 1/2" MIN. WOOD SCREW THROUGH THE BAR GUIDE INTO WOOD MIN. EDGE DIST., SEE NOTE



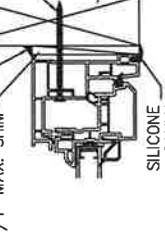
SILL  
2 4X SCALE

#8 x 2 1/2" MIN. WOOD SCREW WITH 1.50" MIN. EMBEDMENT INTO WOOD MIN. EDGE DIST., SEE NOTES



HINGE JAMB  
3 4X SCALE

#8 x 2 1/2" MIN. WOOD SCREW THROUGH THE BAR GUIDE INTO WOOD MIN. EDGE DIST., SEE NOTE



LOCK JAMB  
4 4X SCALE

- NOTES:
- This installation has been evaluated for use in locations adhering to the Texas and Florida Building Codes and where pressure requirements as determined by ASCE 7 Minimum Design Loads for Buildings and Other Structures do not exceed the design pressure ratings herein. For use outside the H.V.H.Z.
  - All exterior perimeter surfaces of the window must be caulked. Interior caulking is optional unless noted otherwise.
  - Anchors shall be specified and spaced as shown. Anchor embedment to base material shall be beyond wall dressing or stucco and into wood.
  - The responsibility for selection of Simonton products to meet any applicable local laws, building codes, ordinances, or other safety requirements rests solely with the architect, building owner, or contractor.
  - Shims are optional. Maximum shim stack is 1/4".
  - Wood bucks (by others) must be engineered and anchored properly to transfer loads to the structure.
  - When used in areas requiring impact protection, this product requires the use of approved impact resistant shutters or other external protection.
  - Flashing should be applied using the ASTM E 2112 method appropriate for the opening into which the window is being installed.
  - Installation screws must be at least 3/4" from the edge of the wood.
  - Glazing shall comply with ASTM E 1300-04.

<p>DISCLOSURE STATEMENT</p> <p>This document is the property of Simonton Windows, which retains all proprietary and other rights to its subject matter. This document is provided to the recipient on the expressed condition that it is not to be disclosed, reproduced in whole or in part, nor used in conjunction with the design, manufacture or construction of any window product, without the express written consent of Simonton Windows. This restriction does not limit the recipient's right to utilize information contained in this document which is properly obtained from another source.</p>	
MATERIALS	FINISH TREATMENT:
THIS FINISH:	EXCEPT AS NOTED
ALLOY & TEMPER:	WEIGHT:
VOLUME:	PERIMETER:
SURFACE AREA:	FINISH TREATMENT:
Dimensional Tolerances Unless Otherwise Specified:	Angles
Decimals	X ± .03
	.XX ± .01
	.XXX ± .005
Scale: FIT	SHEET: 1 of 1
SERIES: 08-08 / 08-09 / 08-10 / 08-20 CASMENT	TITLE: 2X BUCK INSTALLATION

**SIMONTON®**  
 W I N D O W S  
 1 Cochran Avenue  
 Painsboro, WV 26115  
 SCALE: FIT SHEET: 1 of 1  
 SERIES: 08-08 / 08-09 / 08-10 / 08-20 CASMENT  
 TITLE: 2X BUCK INSTALLATION

STRAWING NO.:	REV.:
BY:	NO.:
DATE:	DATE:
DATE:	DATE:
DATE:	DATE:

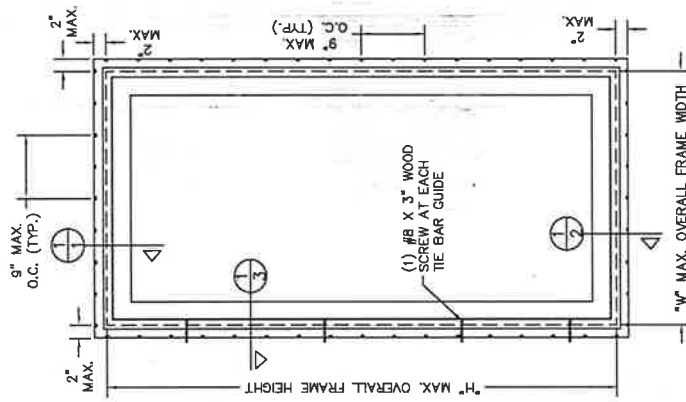
MODEL DESIGNATION: Simonton Casement Series 08-08 Vinyl Window

MAXIMUM OVERALL NOMINAL SIZE: See Size Chart

DESIGN PRESSURE RATINGS: See Size Chart

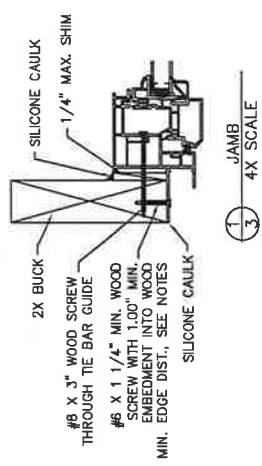
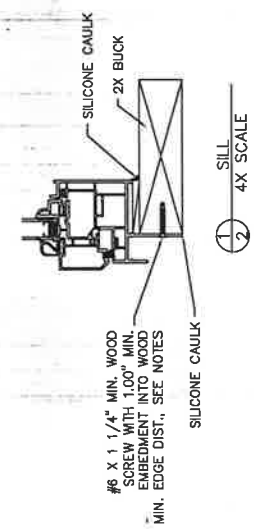
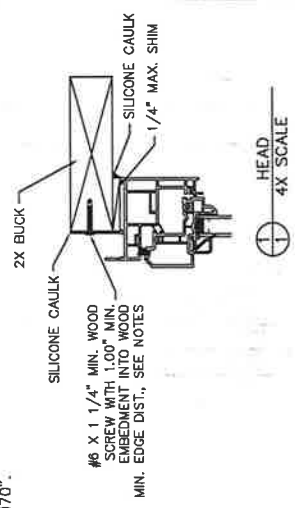
USABLE CONFIGURATIONS: 0  
X

GENERAL DESCRIPTION: The head, sill, and side jamb are extruded PVC. The wall thickness through which the anchor screw penetrates is a minimum of 0.070".



NO P.E. SEAL REQUIRED  
INSTALLATION SUPPORTED  
BY AAMA TEST REPORTS

REV. #	REVISIONS:	REVISED BY:	DATE:
2	UPDATED SIZES PER TEST REPORT #64530.01	T.D.D.	06/04/10
3	ADDED FLASHING NOTE.	T.D.D.	03/22/11
4	UPDATED SIZES PER NEW TESTING.	T.D.D.	03/30/11
5	ADDED GLAZING DETAILS.	T.D.D.	06/03/11
6	UPPER AND LOWER LOCKING DEVICES REMOVED GLAZING DETAILS AND ADDED NOTE 9.	T.D.D.	01/30/12
7	ADDED MIN. EDGE DIST. TO NOTES	GAM	08/17/15



- NOTES:
- This installation has been evaluated for use in locations adhering to the Texas & Florida Building Codes and where pressure requirements as determined by ASCE 7 Minimum Design Loads for Buildings and Other Structures do not exceed the design pressure ratings herein. For use outside the H.V.H.Z.
  - All exterior perimeter surfaces of the window must be caulked, interior caulking is optional unless noted otherwise.
  - Anchor screws shall be specified and spaced as shown. Anchor embedment to base material shall be beyond wall dressing or stucco and into wood. Anchors must be at least 1/2" from the edge of the wood.
  - The responsibility for selection of Simonton products to meet any local laws, building codes, ordinances, or other safety requirements rests solely with the architect, building owner, or contractor.
  - Shims are optional. Maximum shim stack is 1/4".
  - Wood bucks (by others) must be engineered and anchored properly to transfer loads to the structure.
  - When used in areas requiring impact protection, this product REQUIRES the use of approved impact resistant shutters or other external protection.
  - Flashing should be applied using the ASTM E 2112 method appropriate for the opening into which the window is being installed.
  - Glazing shall comply with ASTM E 1300-04.
  - Installation screws must be at least 3/4" from edge of the wood.

SIZE CHART		DP RATING
OVERALL SIZE	HEIGHT	
WIDTH	"H"	
36"	72"	±40 PSF
36"	80"	±50 PSF
36"	72"	±55 PSF

DISCLOSURE STATEMENT	
This document is the property of Simonton Windows, which retains all proprietary rights to the subject matter. This document is provided to the recipient on the expressed condition that it is not to be disclosed, reproduced in whole or in part, nor used in conjunction with the design, manufacture or repair of products, or any other project, without the written consent of Simonton Windows. This restriction does not limit the recipient's rights to utilize information contained in this document which is properly obtained from another source.	
MATERIAL:	FINISH TREATMENT:
RHS FINISH:	VOLUME:
ALLOY & TEMPER:	PERIMETER:
WEIGHT:	
SURFACE AREA:	
Dimensional Tolerances Utilize Abbreviate Specified	
Decimals	Angles
X ± .03	0' 30 min.
.XX ± .01	
.XXX ± .005	

SIZE DRAWING NO.:	REV.:
EW INDO166	7
DRAWN BY:	DATE:
E.D.D.	12/10/07
CHECKED BY:	DATE:
Pamburo, WV 26415	
SHEET:	APPROVED BY:
1 of 1	
SERIES:	
PT	08-08 CASEMENT
TITLE: 2X BUCK INSTALLATION (AS TESTED)	





[BCIS Home](#) | [Log In](#) | [User Registration](#) | [Hot Topics](#) | [Submit Surcharge](#) | [Stats & Facts](#) | [Publications](#) | [FBC Staff](#) | [BCIS Site Map](#) | [Links](#) | [Search](#)



**Product Approval**  
USER: Public User

License Efficiently. Regulate Fairly.

[Product Approval Menu](#) > [Product or Application Search](#) > [Application List](#) > **Application Detail**



FL #  
 Application Type  
 Code Version  
 Application Status

FL14787-R2  
 Revision  
 2014  
 Approved



Comments  
 Archived



Product Manufacturer  
 Address/Phone/Email

Simonton Windows  
 1 Cochrane Ave  
 Pennsboro, WV 26415  
 (614) 532-3596  
 luanne.harris@simonton.com

Authorized Signature

Luanne Harris  
 luanne.harris@simonton.com

Technical Representative  
 Address/Phone/Email

Tina Jenkins  
 1 Cochrane Drive  
 Pennsboro, WV 26415  
 (304) 420-9352  
 Tina.Jenkins@simonton.com

Quality Assurance Representative  
 Address/Phone/Email

AAMA  
 1827 Walden Office Square  
 Suite 550  
 Schaumburg, IL 60173  
 (847) 303-5664  
 webmaster@aamanet.org

Category  
 Subcategory

Windows  
 Mullions

Compliance Method

Evaluation Report from a Florida Registered Architect or a Licensed Florida Professional Engineer  
 Evaluation Report - Hardcopy Received

Florida Engineer or Architect Name who developed the Evaluation Report

Lucas A. Turner

Florida License

PE-58201

Quality Assurance Entity

Architectural Testing, Inc.

Quality Assurance Contract Expiration Date

12/31/2018

Validated By

Scott Wolters, PE

Validation Checklist - Hardcopy Received

Certificate of Independence

[FL14787\\_R2\\_COI\\_EvalReport-RM0015Br6.pdf](#)

Referenced Standard and Year (of Standard)

Equivalence of Product Standards  
 Certified By

Sections from the Code

1710.5.3



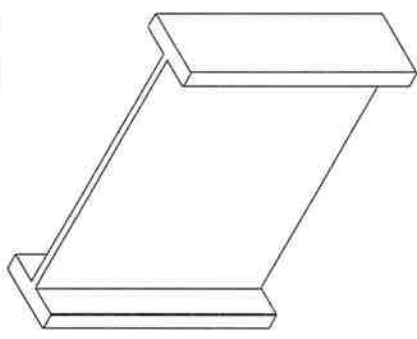


**SIMONTON**  
 1 COCHRAN RD., WY 26415  
 P.O. BOX 2248  
 PH. 800-426-2248

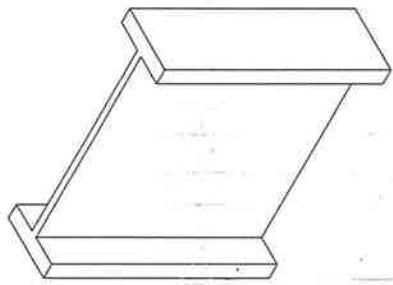
EXTRUDED NON-IMPACT VINYL MULLIONS  
 WITH ALUMINUM REINFORCEMENT  
 ALL NON-IMPACT WINDOW SERIES

MULLIONS MEET THE REQUIREMENTS OF THE  
 FLORIDA BUILDING CODE.

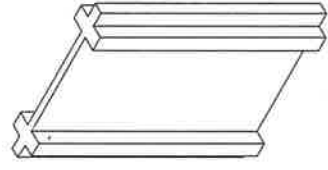
REV.	DESCRIPTION	DATE	BY
2	Revised per 2007 Florida Building Code, Added Sheet 7.	12/15/2008	TDD
3	Revised per 2007 Florida Building Code, Added Sheet 8.	04/15/2011	JRM
4	Revised per 2010 Florida Building Code, updated general notes sheet 1.	01/20/2012	CAP
5	Updated DP ratings chart and added new mullion covers.	06/20/2012	T.D.D.
6	Revised per 5th Ed. (2014) FBC	04/25/2015	LAT



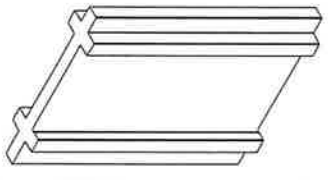
LARGE MULLION  
 REINFORCEMENT CM0146  
 ALUMINUM 6063-T6



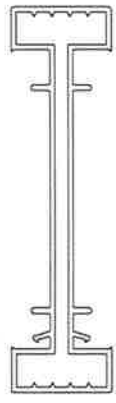
LARGE MULLION  
 REINFORCEMENT #16991  
 ALUMINUM 6063-T6



MEDIUM MULLION  
 REINFORCEMENT #16990  
 ALUMINUM 6063-T6



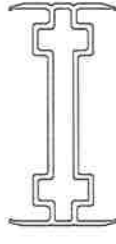
MEDIUM MULLION  
 REINFORCEMENT #20634  
 ALUMINUM 6063-T6



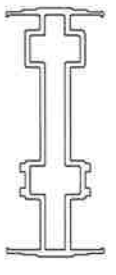
5000 FIN & J FRAME VINYL  
 H-MULLION COVER #VPI-573  
 EXTRUDED VINYL 0.071" MIN.



PROFINISH LARGE VINYL  
 H-MULLION COVER #VPI-560  
 EXTRUDED VINYL 0.079" MIN.



PROFINISH MEDIUM VINYL  
 H-MULLION COVER #VPI-346A  
 EXTRUDED VINYL 0.071" MIN.

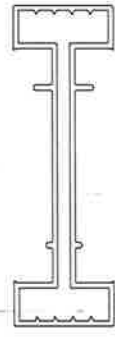


RETROFIT MEDIUM VINYL  
 H-MULLION COVER #VPI-436  
 EXTRUDED VINYL 0.070" MIN.

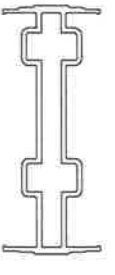
PRODUCT DESCRIPTION:  
 1. ALL MULLION REINFORCEMENTS ARE EXTRUDED ALUMINUM 6063-T6.  
 2. ALL MULLION COVERS ARE EXTRUDED VINYL. SEE ABOVE FOR INDIVIDUAL MULLION THICKNESS.



Lucas A. Turner  
 2015-05-01  
 20:23-04:00



4000 SERIES LARGE VINYL  
 H-MULLION COVER #VPI-354  
 EXTRUDED VINYL 0.071" MIN.



4000 SERIES MEDIUM VINYL  
 H-MULLION COVER #MPO34Z  
 EXTRUDED VINYL 0.070" MIN.



4000 SERIES LARGE VINYL  
 H-MULLION COVER #VPI-354A  
 EXTRUDED VINYL 0.071" MIN.

GENERAL NOTES:  
 1. THE FOUR (4) MULLION PRODUCTS MEET THE 5TH ED. (2014) FLORIDA BUILDING CODE SECTION 1710.5.3, INCLUDING L/175 DEFLECTION LIMIT, LOAD TRANSFER, AND FIBERSTRESS ANALYSES IN THE DESIGN PRESSURES SHOWN IN THE TABLES IN THIS DRAWING. THE ANALYSES DID NOT ADDRESS AIR OR WATER INFILTRATION. OVERALL WINDOW ASSEMBLY ALLOWABLE DESIGN PRESSURES SHALL BE THE LOWER OF THE MULLION PER THIS APPROVAL OR THE SIMONTON WINDOWS PER SEPARATE PRODUCT APPROVAL.  
 2. PRODUCT ANCHORS SHALL BE AS LISTED AND SPACED AS SHOWN HEREIN.

SHT	DESCRIPTION
1	INDIVIDUAL MULLION APPLICATIONS
2	DESIGN PRESSURES FOR REINFORCEMENT CM0146
3	DESIGN PRESSURES FOR REINFORCEMENT 16991
4	DESIGN PRESSURES FOR REINFORCEMENT 16990
5	DESIGN PRESSURES FOR REINFORCEMENT 20634
6	MULLION ATTACHMENT AND ANCHORING
7	MULLION CROSS SECTIONS-WOOD FRAME SUBSTRATE
8	MULLION CROSS SECTIONS-MASONRY/CONC. SUBSTRATE

22

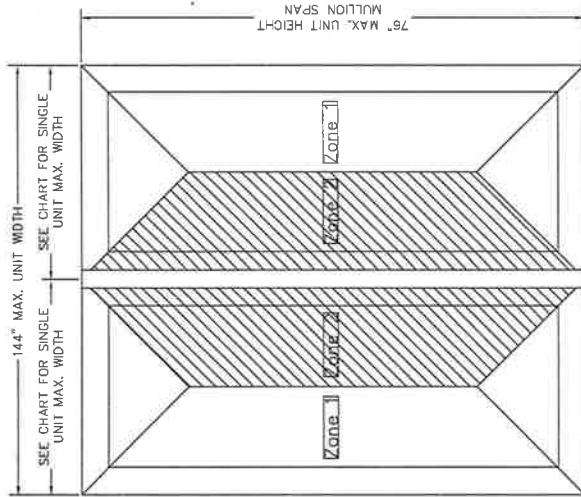
4/25/2015  
 Lucas A. Turner, P.E., License No. 58201, State of Florida  
 1219 JORDAN AVE., NORTH PALM BEACH, FL 33408

**SIMONTON**  
 10720/12

REINFORCED VINYL MULLIONS

**SIMONTON**  
 1 COCHRANE AVE. PENNSBORO, WV 26145  
 PH. 800-428-2249

EXTRUDED NON-IMPACT VINYL MULLIONS  
 WITH ALUMINUM REINFORCEMENT  
 ALL NON-IMPACT WINDOW SERIES



MAXIMUM SINGLE WINDOW WIDTH

WINDOW TYPE	WINDOW WIDTH
DOUBLE HUNG	56"
HORIZONTAL SLIDER	72"
CASEMENT	36"
FIXED	96"

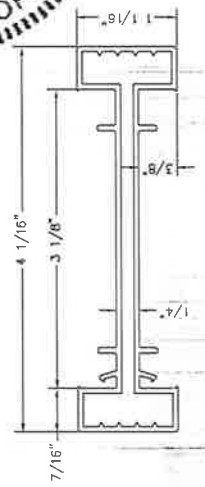
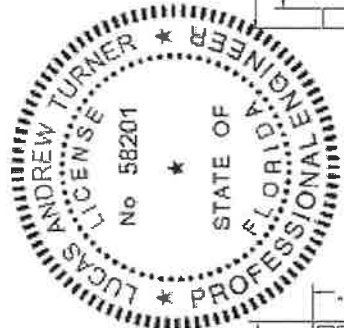
MULLION TRIBUTARY WIDTH = SUM OF ZONE 2 WINDOW WIDTHS

REVISIONS

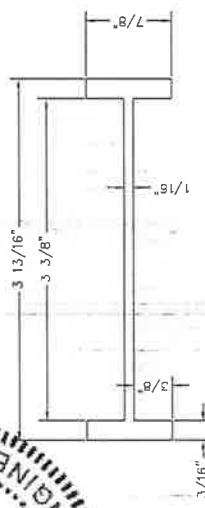
REV.	DESCRIPTION	DATE	BY
2	Revised per 2007 Florida Building Code, Added Sheet 7.	12/15/2008	TDD
3	Revised per 2007 Florida Building Code, Added Sheet 8.	04/15/2011	JRM
4	Revised per 2010 Florida Building Code, updated general notes sheet 1.	01/20/2012	CAP
5	Updated DP ratings chart and added new mullion covers.	06/20/2012	T.D.D.
6	Revised per 5th Ed. (2014) FBC	04/25/2015	LAT

TABLE A - MAXIMUM DESIGN PRESSURES (PSF)  
 MULLION # CM0146

Mullion Length	Individual Unit Width												
	24	28	32	36	40	44	48	52	56	60	64	68	72
40	75	75	75	75	75	75	75	75	75	75	75	75	75
44	75	75	75	75	75	75	75	75	75	75	75	75	75
48	75	75	75	75	75	75	75	75	75	75	75	75	75
52	75	75	75	75	75	75	75	75	75	75	75	75	75
56	75	75	75	75	75	75	75	75	75	75	75	75	75
60	75	75	75	75	75	75	75	75	75	75	75	75	75
64	75	75	75	75	75	75	75	75	75	75	75	75	75
68	75	75	75	75	75	75	75	75	75	75	75	75	75
72	75	75	75	75	75	75	75	75	75	75	75	75	75
76	75	75	75	75	75	75	75	75	75	75	75	75	75
80	75	75	75	75	75	75	75	75	75	75	75	75	75
84	75	75	75	75	75	75	75	75	75	75	75	75	75
88	75	75	75	75	75	75	75	75	75	75	75	75	75
92	75	75	75	75	75	75	75	75	75	75	75	75	75
96	75	75	75	75	75	75	75	75	75	75	75	75	75



ALL FIN & J FRAMES H-MULLION  
 LARGE VINYL MULLION COVER #VPI-573  
 EXTRUDED VINYL .071" MIN.



LARGE MULL REINFORCEMENT #CM0146  
 ALUMINUM 6063-T6

4/25/2015

**SIMONTON**  
 WINDOWS

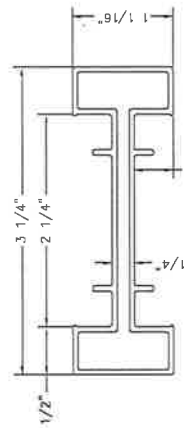
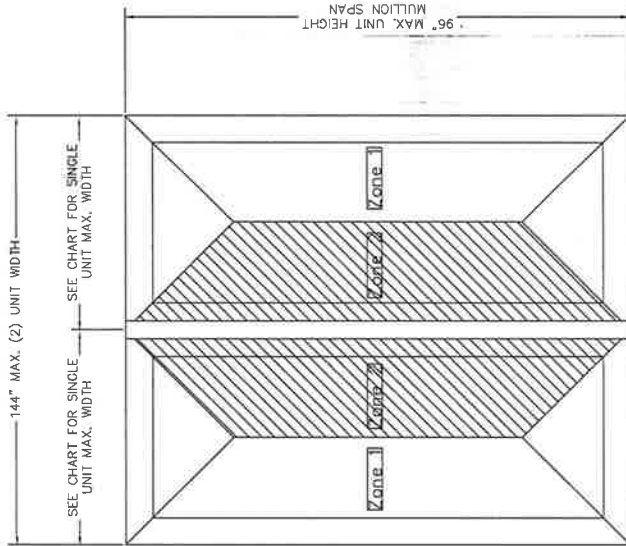
1200 W. MAIN ST. PENNSBORO, WV 26104  
 PH. 800-428-2249

4/25/2015  
 REVISED PER 5TH ED. FBC

1200 W. MAIN ST. PENNSBORO, WV 26104  
 PH. 800-428-2249

**SIMONTON**  
 1 COCHRANE AVE, PENNSBORO, WV 26145  
 PH. 800-426-2249

EXTRUDED NON-IMPACT VINYL MULLIONS  
 WITH ALUMINUM REINFORCEMENT  
 ALL NON-IMPACT WINDOW SERIES



PROFINISH H--MULLION  
 LARGE VINYL MULLION COVER #VPI-560  
 EXTRUDED VINYL .079" MIN.

MAXIMUM SINGLE WINDOW WIDTH

WINDOW TYPE	WINDOW WIDTH
SINGLE HUNG	52"
DOUBLE HUNG	56"
HORIZONTAL SLIDER	72"
CASEMENT	36"
FIXED	96"

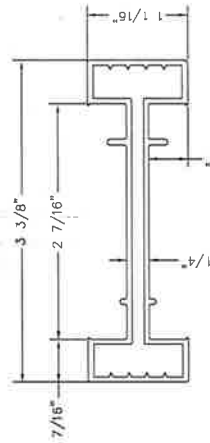
MULLION TRIBUTARY WIDTH = SUM  
 OF ZONE 2 WINDOW WIDTHS

REVISIONS

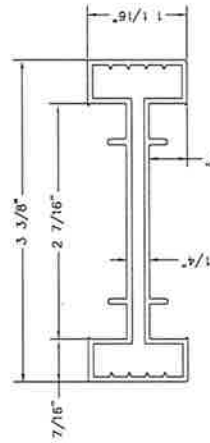
REV.	DESCRIPTION	DATE	BY
2	Revised per 2007 Florida Building Code, Adm'd. Sheet 7	12/15/2008	TDD
3	Revised per 2007 Florida Building Code, Adm'd. Sheet 8	04/15/2011	JRM
4	Revised per 2010 Florida Building Code, updated general notes sheet 1	01/20/2012	CAP
5	Updated DP ratings chart and added new mullion covers	06/20/2012	T.D.D.
6	Revised per 5th Ed. (2014) FBC	04/25/2015	LAT

TABLE B -- MAXIMUM DESIGN PRESSURES (PSF)  
 MULLION #16991

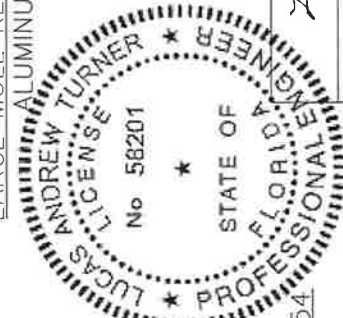
Mullion Length	Individual Unit Width															
	24	28	32	36	40	44	48	52	56	60	64	68	72	75	75	75
40	75	75	75	75	75	75	75	75	75	75	75	75	75	75	75	75
44	75	75	75	75	75	75	75	75	75	75	75	75	75	75	75	75
48	75	75	75	75	75	75	75	75	75	75	75	75	75	75	75	75
52	75	75	75	75	75	75	75	75	75	75	75	75	75	75	75	75
56	75	75	75	75	75	75	75	75	75	75	75	75	75	75	75	75
60	75	75	75	75	75	75	75	75	75	75	75	75	75	75	75	75
64	75	75	75	75	75	75	75	75	75	75	75	75	75	75	75	75
68	75	75	75	75	75	75	75	75	75	75	75	75	75	75	75	75
72	75	75	75	75	75	75	75	75	75	75	75	75	75	75	75	75
76	70	70	70	70	70	70	70	70	70	70	70	70	70	70	70	70
80	65	65	65	65	65	65	65	65	65	65	65	65	65	65	65	65
84	65	65	65	65	65	65	65	65	65	65	65	65	65	65	65	65
88	60	60	60	60	60	60	60	60	60	60	60	60	60	60	60	60
92	55	55	55	55	55	55	55	55	55	55	55	55	55	55	55	55
96	55	55	55	55	55	55	55	55	55	55	55	55	55	55	55	55



RETROFIT H--MULLION  
 LARGE VINYL MULLION COVER #VPI-354  
 EXTRUDED VINYL .071" MIN.



4000 SERIES RETROFIT H--MULLION  
 LARGE VINYL MULLION COVER #VPI-354  
 EXTRUDED VINYL .071" MIN.

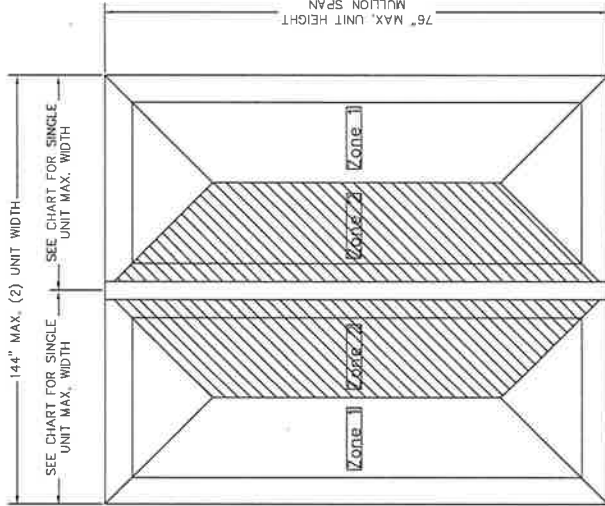


22

DATE PLOTTED	05/20/12
SCALE	AS SHOWN
PROJECT NO.	157/14/08
REVISED	5-20-06
DATE	12/15/08
BY	TDD
CHECKED	JRM
DATE	04/15/2011
BY	JRM
CHECKED	CAP
DATE	01/20/2012
BY	CAP
CHECKED	T.D.D.
DATE	06/20/2012
BY	T.D.D.
CHECKED	LAT
DATE	04/25/2015
BY	LAT

**SIMON-TON**  
 1 COCHRANE AVE. PENNSBORO, WV 26415  
 PH. 800-426-2249

EXTRUDED NON-IMPACT VINYL MULLIONS  
 WITH ALUMINUM REINFORCEMENT  
 ALL NON-IMPACT WINDOW SERIES



WINDOW TYPE	WINDOW WIDTH
SINGLE HUNG	52"
DOUBLE HUNG	56"
HORIZONTAL SLIDER	72"
CASEMENT	36"
FIXED	96"

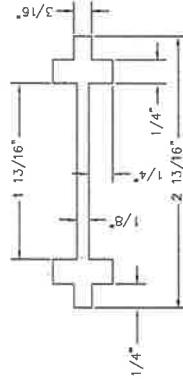
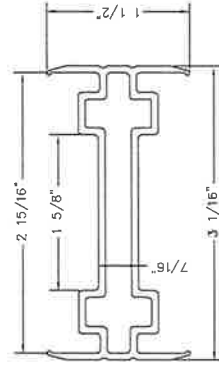
MULLION TRIBUTARY WIDTH = SUM OF ZONE 2 WINDOW WIDTHS

REVISIONS

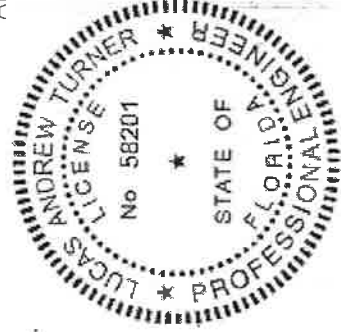
REV.	DESCRIPTION	DATE	BY
2	Revised per 2007 Florida Building Code - Added Sheet 7.	12/15/2008	TDD
3	Revised per 2007 Florida Building Code - Added Sheet 8.	04/15/2011	JRM
4	Revised per 2010 Florida Building Code - Updated general notes sheet 1.	01/20/2012	CAP
5	Updated DP ratings chart and loaded new mullion covers.	06/20/2012	T.D.D.
6	Revised per 5th Ed. (2014) FBC	04/25/2015	LAT

TABLE C - MAXIMUM DESIGN PRESSURES (PSF)  
 MULLION #16990

Mullion Length	Individual Unit Width															
	24	28	32	36	40	44	48	52	56	60	64	68	72	75	77	79
40	75	75	75	75	75	75	75	75	75	75	75	75	75	75	75	75
44	75	75	75	75	75	75	75	75	75	75	75	75	75	75	75	75
48	75	75	75	75	75	75	75	75	75	75	75	75	75	75	75	75
52	75	75	75	75	75	75	75	75	75	75	75	75	75	75	75	75
56	75	75	75	75	75	75	75	75	75	75	75	75	75	75	75	75
60	75	75	75	75	75	75	75	75	75	75	75	75	75	75	75	75
64	75	75	75	75	75	75	75	75	75	75	75	75	75	75	75	75
68	75	75	75	75	75	75	75	75	75	75	75	75	75	75	75	75
72	75	75	75	75	75	75	75	75	75	75	75	75	75	75	75	75
76	75	75	75	75	75	75	75	75	75	75	75	75	75	75	75	75



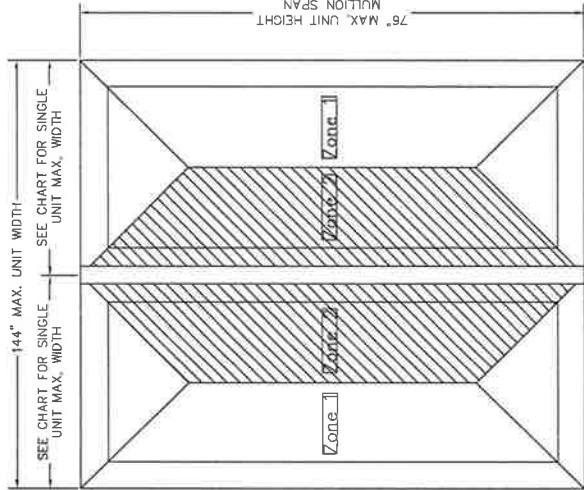
MEDIUM H-MULLION VINYL COVER #V346A MEDIUM MULL REINFORCEMENT #16990  
 ALL NEW CONSTRUCTION ALUMINUM 6063-T6  
 EXTRUDED VINYL .071" MIN.



REV.	DESCRIPTION	DATE	BY
1	Initial Design	05/15/08	JRM
2	Revised per 2007 Florida Building Code - Added Sheet 7.	12/15/2008	TDD
3	Revised per 2007 Florida Building Code - Added Sheet 8.	04/15/2011	JRM
4	Revised per 2010 Florida Building Code - Updated general notes sheet 1.	01/20/2012	CAP
5	Updated DP ratings chart and loaded new mullion covers.	06/20/2012	T.D.D.
6	Revised per 5th Ed. (2014) FBC	04/25/2015	LAT

**SIMONTON**  
 1 COCHRANE AVE. PENNSBORO, WV 26415  
 PH. 800-428-2249

EXTRUDED NON-IMPACT VINYL MULLIONS  
 WITH ALUMINUM REINFORCEMENT  
 ALL NON-IMPACT WINDOW SERIES



WINDOW TYPE	WINDOW WIDTH
DOUBLE HUNG	56"
HORIZONTAL SLIDER	72"
CASEMENT	36"
FIXED	96"

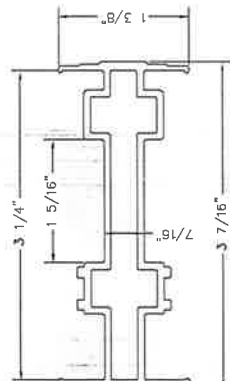
MULLION TRIBUTARY WIDTH = SUM OF ZONE 2 WINDOW WIDTHS

REVISIONS

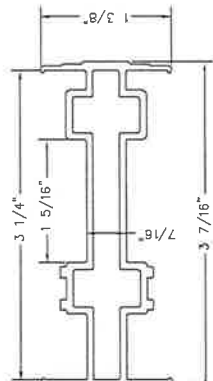
REV.	DESCRIPTION	DATE	BY
2	Revised per 2007 Florida Building Code, Added Sheet 7	12/15/2008	TDD
3	Revised per 2007 Florida Building Code, Added Sheet 8	04/15/2011	JRM
4	Revised per 2010 Florida Building Code, updated general notes sht. 1	01/20/2012	CAP
5	Updated DP ratings chart and added new mullion covers.	06/20/2012	T.D.D.
6	Revised per 5th Ed. (2014) FBC	04/25/2015	LAT

TABLE D - MAXIMUM DESIGN PRESSURES (PSF)  
 MULLION # 20634

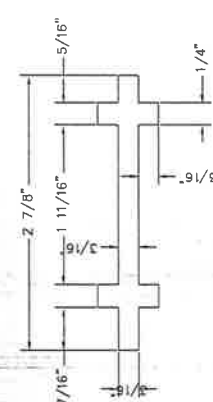
Mullion Length	Individual Unit Width													
	24	28	32	36	40	44	48	52	56	60	64	68	72	
40	75	75	75	75	75	75	75	75	75	75	75	75	75	
44	75	75	75	75	75	75	75	75	75	75	75	75	75	
48	75	75	75	75	75	75	75	75	75	75	75	75	75	
52	75	75	75	75	75	75	75	75	75	75	75	75	75	
56	75	75	75	75	75	75	75	75	75	75	75	75	75	
60	75	75	75	75	75	75	75	75	75	75	75	75	75	
64	75	75	75	75	75	75	75	75	75	75	75	75	75	
68	75	75	75	75	75	75	75	75	75	75	75	75	75	
72	75	75	75	75	75	75	75	75	75	75	75	75	75	
76	75	75	75	75	75	75	75	75	75	75	75	75	75	



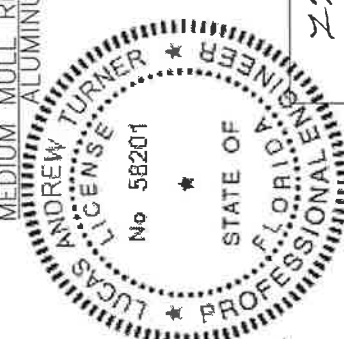
MEDIUM H-MULLION VINYL COVER #VPI-436  
 FOR ANY RETROFIT HOOKED FRAME  
 EXTRUDED VINYL .070" MIN.



MEDIUM H-MULLION VINYL COVER #VPI-436  
 FOR ANY RETROFIT HOOKED FRAME  
 EXTRUDED VINYL .070" MIN.



MEDIUM MULLION REINFORCEMENT #20634-16  
 ALUMINUM 6063-T6



**SIMONTON**  
 1 COCHRANE AVE. PENNSBORO, WV 26415  
 PH. 800-428-2249

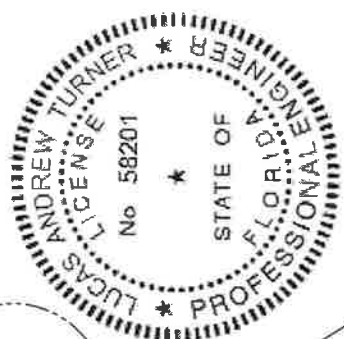
DATE: 07/25/15  
 DRAWN BY: JRM  
 CHECKED BY: CAP  
 SCALE: 1/8" = 1'-0"

**SIMONTON**  
 1 COCHRANE AVE. PENNSBORO, WV 26415  
 PH. 800-425-2249

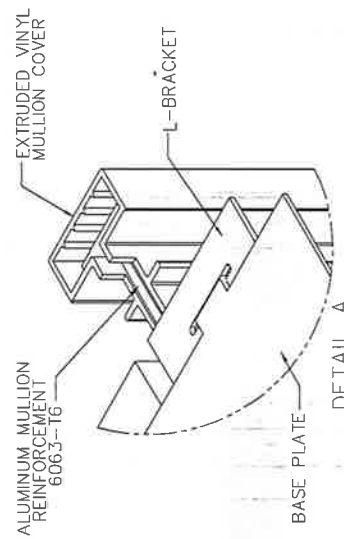
EXTRUDED NON-IMPACT VINYL MULLIONS  
 WITH ALUMINUM REINFORCEMENT  
 ALL NON-IMPACT WINDOW SERIES

REVISIONS

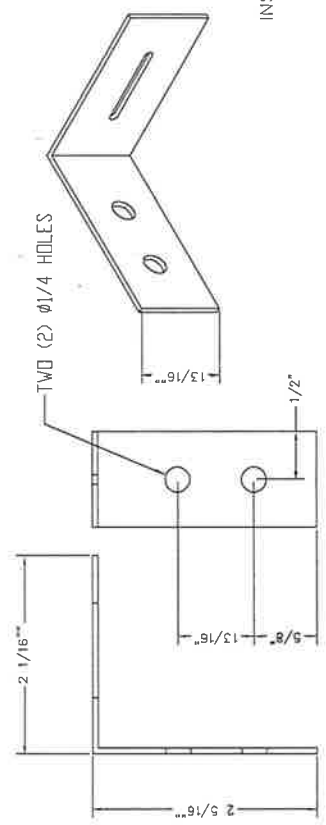
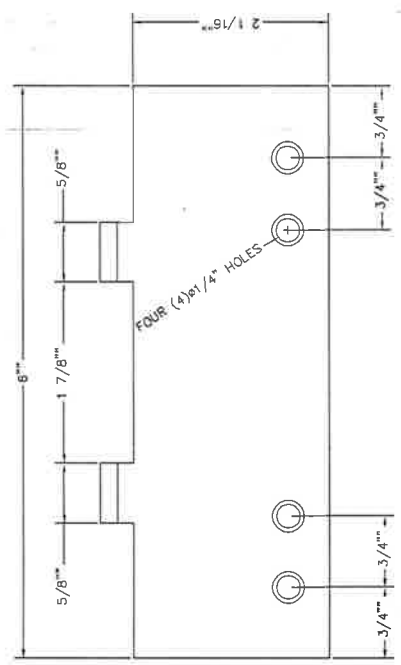
REV.	DESCRIPTION	DATE	BY
2	Revised per 2007 Florida Building Code, Added Sheet 12/15/2008	12/15/2008	TDD
3	Revised per 2007 Florida Building Code, Added Sheet 8, 04/15/2011	04/15/2011	JRM
4	Revised per 2010 Florida Building Code, updated general notes sheet 1, 01/20/2012	01/20/2012	CAP
5	Updated DP ratings chart and added new mullion covers, 06/20/2012	06/20/2012	T.D.D.
6	Revised per 5th Ed. (2014) FBC 04/25/2013	04/25/2013	LAT



L-BRACKET IS ATTACHED TO VINYL MULLION COVER AND MULLION REINFORCEMENT USING (2) RIVETS OR BARREL NUTS (305 LB. MAX. SHEAR) 2 PLACES EACH L-BRACKET (REFER TO TABLE 1)



SEE MANUFACTURER'S INSTALLATION INSTRUCTIONS FOR ATTACHING REINFORCED MULLIONS TO WINDOW UNITS. TYPICALLY, USE SELF-TAPPING SCREW OF SUFFICIENT LENGTH TO FULLY ENGAGE THREADS THROUGH THE ALUMINUM REINF., AT THE ANCHOR SIZE AND SPACING INDICATED IN THE APPLICABLE WINDOW PRODUCT APPROVAL FOR ATTACHMENT TO WOOD SUBSTRATE.



SEE MANUFACTURER'S ATTACHMENT INSTRUCTIONS FOR ATTACHING REINFORCED MULLIONS TO WINDOW UNITS

TABLE 1 - MULLION ATTACHMENT HARDWARE

RIVET	.25 DIA. STEEL RIVET WITH A GRIP LENGTH OF .50 MAX.
BARREL NUT	#10-24 OR #10-32 STAINLESS STEEL BARREL NUT, .250 O.D. X .25 LG WITH .125 MIN ENGAGEMENT

REINFORCEMENT L-BRACKET  
 0.076" MIN. STAINLESS STEEL  
 ANSI 302/304

- NOTES:
- WOOD FRAME: USE (4) #10 X 1 3/4" WOOD SCREWS AT THE HEAD AND SILL THROUGH BASE PLATES, WITH 1-1/2" MINIMUM EMBEDMENT INTO WOOD FOR MULLION ATTACHMENT. SEE SHEET 7 FOR DETAILS.
  - MASONRY/CONCRETE: USE (2) ITW TAPCON OR ELCO ULTRACON ANCHORS AT HEAD AND SILL THROUGH BASE PLATES. SEE SHEET B FOR DETAILS.
  - TWO (2) RIVETS OR BARREL NUTS ARE REQUIRED TO ATTACH L-BRACKETS TO ALUMINUM MULLION. SEE TABLE 1 (THIS SHEET).

**SIMONTON**  
 4/23/2005  
 2  
 0.75" | SERIES 6-08  
 3-20-06  
 11/14/08  
 11/20/12



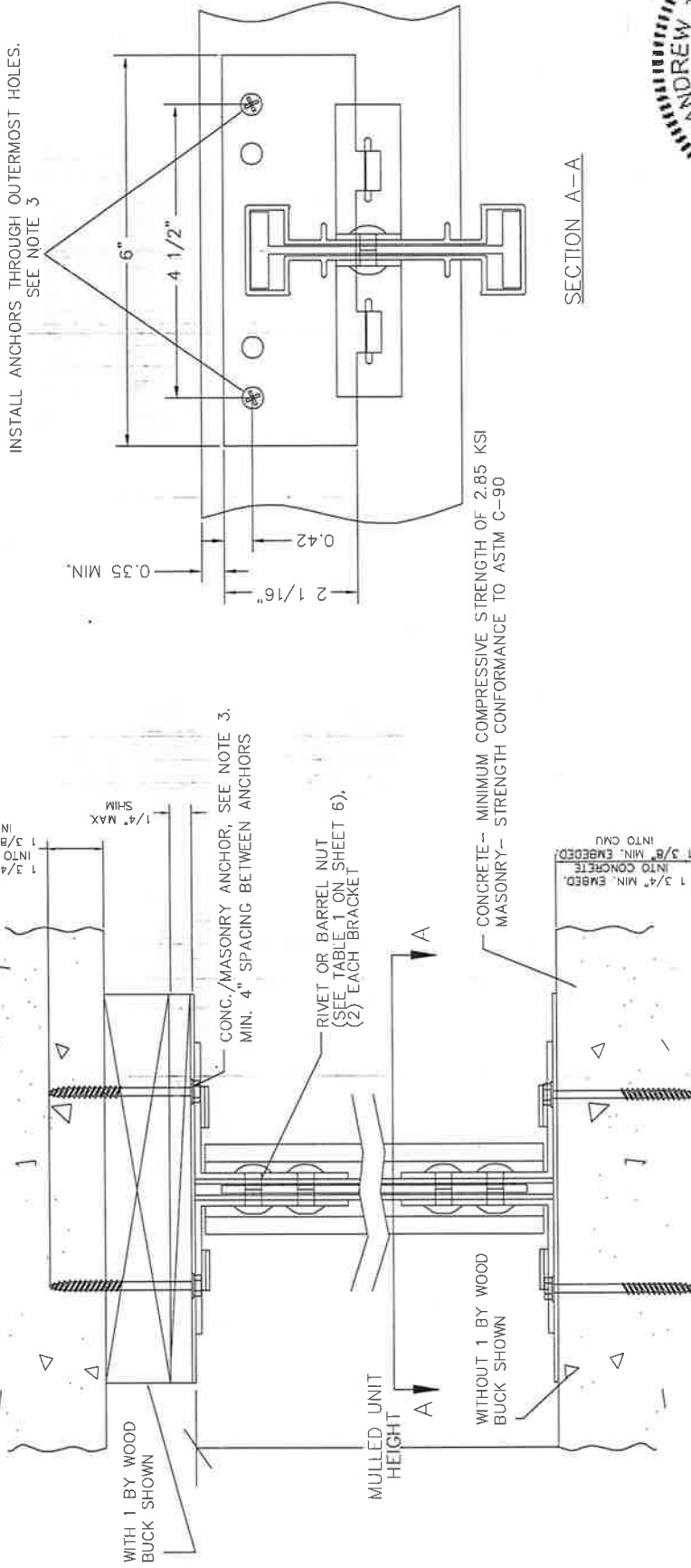
**SIMONTON**  
 1 COCHRANE AVE. PEANSBORO, WV 26415  
 PH. 800-428-2249

EXTRUDED NON-IMPACT VINYL MULLIONS  
 WITH ALUMINUM REINFORCEMENT  
 ALL NON-IMPACT WINDOW SERIES

REVISIONS

REV.	DESCRIPTION	DATE	BY
2	Revised per 2007 Florida Building Code, Added Sheet 7.	12/15/2008	TDD
3	Revised per 2007 Florida Building Code, Added Sheet 8.	04/15/2011	JRM
4	Revised per 2010 Florida Building Code, updated general notes sht. 1.	01/20/2012	CAP
5	Updated DP ratings chart and added new mullion covers.	06/20/2012	T.D.D.
6	Revised per 5th Ed. (2014) FBC	04/25/2015	LAT

CONCRETE— MINIMUM COMPRESSIVE STRENGTH OF 2.85 KSI,  
 MASONRY— STRENGTH CONFORMANCE TO ASTM C-90



INSTALL ANCHORS THROUGH OUTERMOST HOLES.  
 SEE NOTE 3

SECTION A-A

VERTICAL CROSS SECTION WITH  
 MASONRY/CONCRETE SUBSTRATE

- NOTES:
1. THE MULLION PRODUCTS AND THEIR INSTALLATION COMPLY WITH THE 5TH EDITION (2014) FBC STRUCTURAL REQUIREMENTS AND ARE LIMITED TO USE OUTSIDE THE HVHZ.
  2. THE MULLIONS SHALL BE USED IN CONNECTION WITH FBC APPROVED PRODUCTS.
  3. ANCHORS IN GROUT-FILLED CMU BLOCK (ASTM C-90 COMPLIANT) SHALL BE 1/4" ELCO ULTRACONS WITH 1 3/8" MIN. EMBED. TO BLOCK, AND 1" MIN. EDGE DIST. ANCHORS IN SOLID CONCRETE (2.85 KSI MIN.) SHALL BE 3/16" ITW TAPCONS OR 1/4" ELCO ULTRACONS WITH 1 3/4" MIN. EMBED. TO CONCRETE, AND 1 1/8" MIN. EDGE DIST.
  4. ATTACHMENT OF ALL 2X TREATED WOOD BUCKS SHALL BE ENGINEERED SEPARATELY BY OTHERS.
  5. WOOD SHALL BE TREATED 2X SPRUCE, PINE, OR FIR.
  6. BASE PLATES AND L-BRACKETS ARE STAINLESS STEEL CONFORMING TO ANSI 302/304.
  7. SIMILAR INSTALLATIONS ARE USED ON HEAD AND SILL.
  8. WHEN INSTALLED IN LOCATIONS WHERE WINDBORNE DEBRIS PROTECTION IS REQUIRED, USE OF AN IMPACT PROTECTIVE SYSTEM IS REQUIRED.

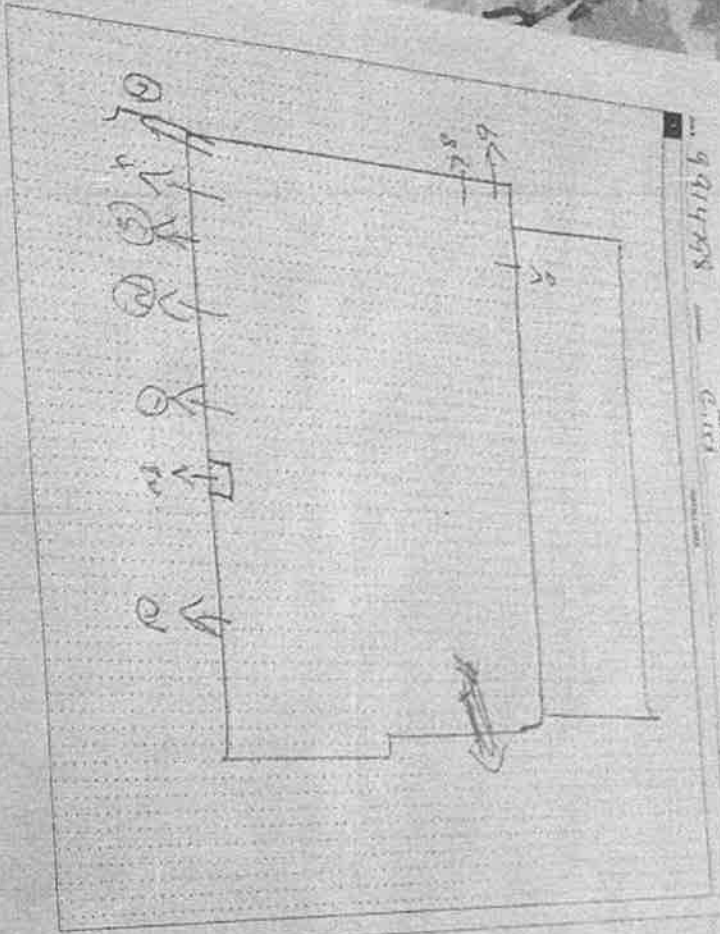


72

4/25/2015  
 1228 JARVIS AVE., WEST PALM BEACH, FL 33411  
 (561) 848-8888  
 FAX: (561) 848-8888  
 WWW.SIMONTON.COM

DATE: 04/25/2015  
 TIME: 1:20:06  
 USER: ALL MULLION PRODUCTS  
 PROJECT: 10/20/12





9914208  
 MASAUIR DUKUNAN STREET  
 C. 133

Agnes

Shirley

- Living Room
- Kitchen
- Dining Room
- Bed Room
- Bath
- Hallway
- Staircase
- Terrace
- Porch
- Garage
- Other

Customer: John Giles

Job #: 9914798

Consultant: Marcello Aguilera

Date: 03/20/2017

Existing Window				Measurements				Grids				Product Options	Labor Options	Hinge Locations				
ITEM #	Location		Style Code	Wraps (Y/N)	Style Code	Series Code	Fough Opening		Type (F, S, GGG)	Color	Pattern	# of bars		# of bars	Glass Hardware Screens Mull	Misc Items Code	For doors use "S" = stationary or "X" = operating	
	Room	Floor					Interior	Exterior				Width	Height					U/I
1	BED1	1st	3 PNL	N	C 3 PNL 1/C 3	6500	WH	WH	107.00	26.00	133				F, LSR			
2	BED1	1st	2 PNL	N	C 3 PNL 1/C 3	6500	WH	WH	107.00	26.00	133				F, LSR			
3	BATH	1st	2 PNL	N	C 2 PNL	6500	WH	WH	79.00	26.00	99				F, LSR	X	S	
4	BED2	1st	3 PNL	N	C 3 PNL 1/C 3	6500	WH	WH	120.00	26.00	146				STD, GlassPack : Standard	LSR		
5	BED2	1st	2 PNL	N	C 2 PNL	6500	WH	WH	33.00	26.00	59				STD, GlassPack : Standard	LSR	X	S
6	OFC	1st	2 PNL	N	C 2 PNL	6500	WH	WH	79.00	25.00	98				STD, GlassPack : Standard	LSR	X	S
7	MBATH	1st	2 PNL	N	C 2 PNL	6500	WH	WH	25.00	26.00	51				STD, TMP : Full, Obscure Glass : Full, GlassPack : Standard	LSR		
8	LAUN	1st	2 PNL	N	C 2 PNL	6500	WH	WH	79.00	25.00	98				STD, GlassPack : Standard	LSR	X	S

Wrap Color \_\_\_\_\_

Interior Casing Type \_\_\_\_\_

Bay or Bow window: \_\_\_\_\_

Sealboard material (vinyl only, Birch or Oak) \_\_\_\_\_

Bay Project Angle (30 or 45) \_\_\_\_\_

Bay Flanker Type (DH, SH, or Csmn) \_\_\_\_\_

Top of window to soffil (inches) \_\_\_\_\_

If tied to soffil, color of soffil material \_\_\_\_\_

Construct Roof (Yes or No) \* \_\_\_\_\_

Garden Window: \_\_\_\_\_

Sealboard Material (vinyl only, White, Prontle, Birch or Oak) \_\_\_\_\_

Wall Thickness (inches) \_\_\_\_\_

Additional Shelf (Yes or No) \_\_\_\_\_

SPECIAL CONSIDERATIONS:

MISC1 : mulls , MISC2 : mulls , MISC3 : mulls

I have reviewed and agree with all the job specifications above and the Special Terms and Conditions on the following page

Customer Signature \_\_\_\_\_

\* There is no guarantee that new shingles will match existing color.





- Searches
- Sales Search
- Results
- Property Record Card**
- My Favorites

Sign up for e-Notify...

5820 Cove Dr < 20-23-30-1660-00-060 >

Name(s) Physical Street Address  
 Giles John W 5820 Cove Dr  
 Mailing Address On File Postal City and Zipcode  
 5820 Cove Dr Orlando, FL 32812  
 Belle Isle, FL 32812-2819 Property Use  
 Incorrect Mailing Address? 0130 - Sfr - Lake Front  
 Municipality  
 Belle Isle



View 2016 Property Record Card

- Values, Exemptions and Taxes**
- Property Features
- Sales Analysis
- Location Info
- Market Stats
- Update Information

Note: 2017 values will be available in Spring of 2017.

Property Description

View Plat

CONWAY GARDENS R/18 LOT 6 & LAND TO LAKE


Total Land Area 21,767 sqft (+/-) | 0.50 acres (+/-) GIS Calculated Notice

Land

Land Use Code	Zoning	Land Units	Unit Price	Land Value	Class Unit Price	Class Value
0130 - Sfr - Lake Front	R-1-AA	1 LOT(S)	working...	working...	working...	working...

Page 1 of 1 (1 total records)

Buildings

Important Information	Structure
 <b>Model Code:</b> 01 - Single Fam Residence <b>Type Code:</b> 0103 - Single Fam Class III <b>Building Value:</b> working... <b>Estimated New Cost:</b> working...	<b>Actual Year Built:</b> 1963 <b>Beds:</b> 5 <b>Baths:</b> 3.0 <b>Floors:</b> 1 <b>Gross Area:</b> 4717 sqft <b>Living Area:</b> 3049 sqft <b>Exterior Wall:</b> Concrete/Cinder Block <b>Interior Wall:</b> Wood Panel

Page 1 of 1 (1 total records)

Extra Features

Description	Date Built	Units	XFOB Value
BD3 - Boat Dock 3	02/18/1994	1 Unit(s)	working...
BC3 - Boat Cover 3	01/01/1963	1 Unit(s)	working...
FPL2 - Average Fireplace	01/01/1963	1 Unit(s)	working...
PL2 - Above Average Pool	02/18/1994	1 Unit(s)	working...
SCR2 - Scrn Enc 2	01/01/1963	1 Unit(s)	working...

Page 1 of 1 (5 total records)



# CERTIFICATE OF LIABILITY INSURANCE

DATE (MM/DD/YYYY)  
02/24/2016

THIS CERTIFICATE IS ISSUED AS A MATTER OF INFORMATION ONLY AND CONFERS NO RIGHTS UPON THE CERTIFICATE HOLDER. THIS CERTIFICATE DOES NOT AFFIRMATIVELY OR NEGATIVELY AMEND, EXTEND OR ALTER THE COVERAGE AFFORDED BY THE POLICIES BELOW. THIS CERTIFICATE OF INSURANCE DOES NOT CONSTITUTE A CONTRACT BETWEEN THE ISSUING INSURER(S), AUTHORIZED REPRESENTATIVE OR PRODUCER, AND THE CERTIFICATE HOLDER.

**IMPORTANT:** If the certificate holder is an ADDITIONAL INSURED, the policy(ies) must be endorsed. If SUBROGATION IS WAIVED, subject to the terms and conditions of the policy, certain policies may require an endorsement. A statement on this certificate does not confer rights to the certificate holder in lieu of such endorsement(s).

<b>PRODUCER</b> MARSH USA, INC. TWO ALLIANCE CENTER 3560 LENOX ROAD, SUITE 2400 ATLANTA, GA 30326  100492-HomeD-GW-FL-16-17                      MU	<b>CONTACT NAME:</b> <b>PHONE (A/C, No, Ext):</b> <b>E-MAIL ADDRESS:</b>	<b>FAX (A/C, No):</b>													
	<table border="1"> <thead> <tr> <th>INSURER(S) AFFORDING COVERAGE</th> <th>NAIC #</th> </tr> </thead> <tbody> <tr> <td>INSURER A : Steadfast Insurance Company</td> <td>26387</td> </tr> <tr> <td>INSURER B : Illinois National Insurance Company</td> <td>23817</td> </tr> <tr> <td>INSURER C :</td> <td></td> </tr> <tr> <td>INSURER D :</td> <td></td> </tr> <tr> <td>INSURER E :</td> <td></td> </tr> <tr> <td>INSURER F :</td> <td></td> </tr> </tbody> </table>		INSURER(S) AFFORDING COVERAGE	NAIC #	INSURER A : Steadfast Insurance Company	26387	INSURER B : Illinois National Insurance Company	23817	INSURER C :		INSURER D :		INSURER E :		INSURER F :
INSURER(S) AFFORDING COVERAGE	NAIC #														
INSURER A : Steadfast Insurance Company	26387														
INSURER B : Illinois National Insurance Company	23817														
INSURER C :															
INSURER D :															
INSURER E :															
INSURER F :															

**COVERAGES**                      **CERTIFICATE NUMBER:** ATL-003669787-11                      **REVISION NUMBER:** 0

THIS IS TO CERTIFY THAT THE POLICIES OF INSURANCE LISTED BELOW HAVE BEEN ISSUED TO THE INSURED NAMED ABOVE FOR THE POLICY PERIOD INDICATED. NOTWITHSTANDING ANY REQUIREMENT, TERM OR CONDITION OF ANY CONTRACT OR OTHER DOCUMENT WITH RESPECT TO WHICH THIS CERTIFICATE MAY BE ISSUED OR MAY PERTAIN, THE INSURANCE AFFORDED BY THE POLICIES DESCRIBED HEREIN IS SUBJECT TO ALL THE TERMS, EXCLUSIONS AND CONDITIONS OF SUCH POLICIES. LIMITS SHOWN MAY HAVE BEEN REDUCED BY PAID CLAIMS.

INSR LTR	TYPE OF INSURANCE	ADDL INSD	SUBR WVD	POLICY NUMBER	POLICY EFF (MM/DD/YYYY)	POLICY EXP (MM/DD/YYYY)	LIMITS
A	<b>COMMERCIAL GENERAL LIABILITY</b> <input type="checkbox"/> CLAIMS-MADE <input checked="" type="checkbox"/> OCCUR  GENL AGGREGATE LIMIT APPLIES PER: <input checked="" type="checkbox"/> POLICY <input type="checkbox"/> PRO-JECT <input type="checkbox"/> LOC OTHER:			GLO4887714-06  "LIMITS OF POLICY XS" "OF SIR: \$1M PER OCC"	03/01/2016	03/01/2017	EACH OCCURRENCE \$ 9,000,000 DAMAGE TO RENTED PREMISES (Ea occurrence) \$ 1,000,000 MED EXP (Any one person) \$ EXCLUDED PERSONAL & ADV INJURY \$ 9,000,000 GENERAL AGGREGATE \$ 9,000,000 PRODUCTS - COMP/OP AGG \$ 9,000,000 \$
	<b>AUTOMOBILE LIABILITY</b>  <input type="checkbox"/> ANY AUTO <input type="checkbox"/> ALL OWNED AUTOS <input type="checkbox"/> HIRED AUTOS  <input type="checkbox"/> SCHEDULED AUTOS <input type="checkbox"/> NON-OWNED AUTOS						COMBINED SINGLE LIMIT (Ea accident) \$ BODILY INJURY (Per person) \$ BODILY INJURY (Per accident) \$ PROPERTY DAMAGE (Per accident) \$ \$
	<b>UMBRELLA LIAB</b> <input type="checkbox"/> OCCUR <b>EXCESS LIAB</b> <input type="checkbox"/> CLAIMS-MADE  <input type="checkbox"/> DED <input type="checkbox"/> RETENTION \$						EACH OCCURRENCE \$ AGGREGATE \$ \$
B	<b>WORKERS COMPENSATION AND EMPLOYERS' LIABILITY</b> ANY PROPRIETOR/PARTNER/EXECUTIVE OFFICER/MEMBER EXCLUDED? (Mandatory in NH) If yes, describe under DESCRIPTION OF OPERATIONS below	Y/N N	N/A	WC015519216 (FL)	03/01/2016	03/01/2017	<input checked="" type="checkbox"/> PER STATUTE <input type="checkbox"/> OTH-ER E.L. EACH ACCIDENT \$ 1,000,000 E.L. DISEASE - EA EMPLOYEE \$ 1,000,000 E.L. DISEASE - POLICY LIMIT \$ 1,000,000

*Expanded*

DESCRIPTION OF OPERATIONS / LOCATIONS / VEHICLES (ACORD 101, Additional Remarks Schedule, may be attached if more space is required)

<b>CERTIFICATE HOLDER</b>  CITY OF BELLE ISLE 1600 NELA AVENUE BELLE ISLE, FL 32809	<b>CANCELLATION</b>  SHOULD ANY OF THE ABOVE DESCRIBED POLICIES BE CANCELLED BEFORE THE EXPIRATION DATE THEREOF, NOTICE WILL BE DELIVERED IN ACCORDANCE WITH THE POLICY PROVISIONS.  AUTHORIZED REPRESENTATIVE of Marsh USA Inc. Manashi Mukherjee <i>Manashi Mukherjee</i>
---	---



**STATE OF FLORIDA  
DEPARTMENT OF BUSINESS AND PROFESSIONAL REGULATION**

**CONSTRUCTION INDUSTRY LICENSING BOARD  
1940 NORTH MONROE STREET  
TALLAHASSEE FL 32399-0783**

**(850) 487-1395**

**ROBERTS, QUINN MITCHELL  
THE HOME DEPOT AT-HOME SERVICES  
2690 CUMBERLAND PKWY  
SUITE 300  
ATLANTA GA 30339**

Congratulations! With this license you become one of the nearly one million Floridians licensed by the Department of Business and Professional Regulation. Our professionals and businesses range from architects to yacht brokers, from boxers to barbeque restaurants, and they keep Florida's economy strong.

Every day we work to improve the way we do business in order to serve you better. For information about our services, please log onto [www.myfloridalicense.com](http://www.myfloridalicense.com). There you can find more information about our divisions and the regulations that impact you, subscribe to department newsletters and learn more about the Department's initiatives.

Our mission at the Department is: License Efficiently, Regulate Fairly. We constantly strive to serve you better so that you can serve your customers. Thank you for doing business in Florida, and congratulations on your new license!



**STATE OF FLORIDA  
DEPARTMENT OF BUSINESS AND  
PROFESSIONAL REGULATION**

**CCC058327 ISSUED: 06/03/2014**

**CERTIFIED ROOFING CONTRACTOR  
ROBERTS, QUINN MITCHELL  
THE HOME DEPOT AT-HOME SERVICES**

**IS CERTIFIED under the provisions of Ch. 489 FS.  
Expiration date : AUG 31, 2016 L1406030000789**

**DETACH HERE**

**RICK SCOTT, GOVERNOR**

**KEN LAWSON, SECRETARY**

**STATE OF FLORIDA  
DEPARTMENT OF BUSINESS AND PROFESSIONAL REGULATION  
CONSTRUCTION INDUSTRY LICENSING BOARD**

<b>LICENSE NUMBER</b>	
CCC058327	

The **ROOFING CONTRACTOR**  
Named below IS CERTIFIED  
Under the provisions of Chapter 489 FS.  
Expiration date: AUG 31, 2016



**ROBERTS, QUINN MITCHELL  
THE HOME DEPOT AT-HOME SERVICES  
2690 CUMBERLAND PKWY  
SUITE 300  
ATLANTA GA 30339**

*Ken Lawson*



ISSUED: 06/03/2014

DISPLAY AS REQUIRED BY LAW

SEQ # L1406030000789



**STATE OF FLORIDA  
DEPARTMENT OF BUSINESS AND PROFESSIONAL REGULATION**

**CONSTRUCTION INDUSTRY LICENSING BOARD  
2601 BLAIR STONE ROAD  
TALLAHASSEE FL 32399-0783**


**(850) 487-1395**

**RAMDIAL, BOYSIE GANGA  
THE HOME DEPOT  
2455 PACES FERRY RD, HSC C-11  
ATLANTA GA 30339**

Congratulations! With this license you become one of the nearly one million Floridians licensed by the Department of Business and Professional Regulation. Our professionals and businesses range from architects to yacht brokers, from boxers to barbeque restaurants, and they keep Florida's economy strong.

Every day we work to improve the way we do business in order to serve you better. For information about our services, please log onto [www.myfloridalicense.com](http://www.myfloridalicense.com). There you can find more information about our divisions and the regulations that impact you, subscribe to department newsletters and learn more about the Department's initiatives.

Our mission at the Department is: License Efficiently, Regulate Fairly. We constantly strive to serve you better so that you can serve your customers. Thank you for doing business in Florida, and congratulations on your new license!



DETACH HERE

RICK SCOTT, GOVERNOR

MATILDE MILLER, INTERIM SECRETARY

**STATE OF FLORIDA  
DEPARTMENT OF BUSINESS AND PROFESSIONAL REGULATION  
CONSTRUCTION INDUSTRY LICENSING BOARD**

<b>LICENSE NUMBER</b>	
CRC046858	

The RESIDENTIAL CONTRACTOR  
Named below IS CERTIFIED  
Under the provisions of Chapter 489 FS.  
Expiration date: AUG 31, 2018



**RAMDIAL, BOYSIE GANGA  
THE HOME DEPOT  
2455 PACES FERRY RD, HSC C-11  
ATLANTA GA 30339**





# CERTIFICATE OF LIABILITY INSURANCE

DATE (MM/DD/YYYY)  
02/16/2017

THIS CERTIFICATE IS ISSUED AS A MATTER OF INFORMATION ONLY AND CONFERS NO RIGHTS UPON THE CERTIFICATE HOLDER. THIS CERTIFICATE DOES NOT AFFIRMATIVELY OR NEGATIVELY AMEND, EXTEND OR ALTER THE COVERAGE AFFORDED BY THE POLICIES BELOW. THIS CERTIFICATE OF INSURANCE DOES NOT CONSTITUTE A CONTRACT BETWEEN THE ISSUING INSURER(S), AUTHORIZED REPRESENTATIVE OR PRODUCER, AND THE CERTIFICATE HOLDER.

**IMPORTANT:** If the certificate holder is an ADDITIONAL INSURED, the policy(ies) must be endorsed. If SUBROGATION IS WAIVED, subject to the terms and conditions of the policy, certain policies may require an endorsement. A statement on this certificate does not confer rights to the certificate holder in lieu of such endorsement(s).

<b>PRODUCER</b> MARSH USA, INC. TWO ALLIANCE CENTER 3560 LENOX ROAD, SUITE 2400 ATLANTA, GA 30326  100492-HomeD-GW-FL-17-18      MU	<b>CONTACT NAME:</b> <b>PHONE (A/C, No, Ext):</b> <b>E-MAIL ADDRESS:</b>	<b>FAX (A/C, No):</b>	
	<b>INSURER(S) AFFORDING COVERAGE</b>		<b>NAIC #</b>
<b>INSURED</b> THE HOME DEPOT, INC. HOME DEPOT U.S.A., INC. 2455 PACES FERRY ROAD BUILDING C-20 ATLANTA, GA 30339	<b>INSURER A :</b> Old Republic Insurance Co		24147
	<b>INSURER B :</b> Indemnity Ins Co Of North America		43575
	<b>INSURER C :</b>		
	<b>INSURER D :</b>		
	<b>INSURER E :</b>		
<b>INSURER F :</b>			

**COVERAGES**      **CERTIFICATE NUMBER:** ATL-003669787-13      **REVISION NUMBER:0**

THIS IS TO CERTIFY THAT THE POLICIES OF INSURANCE LISTED BELOW HAVE BEEN ISSUED TO THE INSURED NAMED ABOVE FOR THE POLICY PERIOD INDICATED. NOTWITHSTANDING ANY REQUIREMENT, TERM OR CONDITION OF ANY CONTRACT OR OTHER DOCUMENT WITH RESPECT TO WHICH THIS CERTIFICATE MAY BE ISSUED OR MAY PERTAIN, THE INSURANCE AFFORDED BY THE POLICIES DESCRIBED HEREIN IS SUBJECT TO ALL THE TERMS, EXCLUSIONS AND CONDITIONS OF SUCH POLICIES. LIMITS SHOWN MAY HAVE BEEN REDUCED BY PAID CLAIMS.

INSR LTR	TYPE OF INSURANCE	ADDL INSD	SUBR WVD	POLICY NUMBER	POLICY EFF (MM/DD/YYYY)	POLICY EXP (MM/DD/YYYY)	LIMITS
A	<input checked="" type="checkbox"/> <b>COMMERCIAL GENERAL LIABILITY</b> <input type="checkbox"/> CLAIMS-MADE <input checked="" type="checkbox"/> OCCUR  GEN'L AGGREGATE LIMIT APPLIES PER: <input checked="" type="checkbox"/> POLICY <input type="checkbox"/> PRO-JECT <input type="checkbox"/> LOC OTHER:			MWZY 310022  "LIMITS OF POLICY XS" "OF SIR: \$1M PER OCC"	03/01/2017	03/01/2018	EACH OCCURRENCE \$ 9,000,000 DAMAGE TO RENTED PREMISES (Ea occurrence) \$ 1,000,000 MED EXP (Any one person) \$ EXCLUDED PERSONAL & ADV INJURY \$ 9,000,000 GENERAL AGGREGATE \$ 9,000,000 PRODUCTS - COMP/OP AGG \$ 9,000,000 \$ COMBINED SINGLE LIMIT (Ea accident) \$ BODILY INJURY (Per person) \$ BODILY INJURY (Per accident) \$ PROPERTY DAMAGE (Per accident) \$ \$
	<b>AUTOMOBILE LIABILITY</b> <input type="checkbox"/> ANY AUTO <input type="checkbox"/> ALL OWNED AUTOS <input type="checkbox"/> SCHEDULED AUTOS <input type="checkbox"/> HIRED AUTOS <input type="checkbox"/> NON-OWNED AUTOS						EACH OCCURRENCE \$ AGGREGATE \$ \$
	<input type="checkbox"/> <b>UMBRELLA LIAB</b> <input type="checkbox"/> OCCUR <input type="checkbox"/> <b>EXCESS LIAB</b> <input type="checkbox"/> CLAIMS-MADE <input type="checkbox"/> DED <input type="checkbox"/> RETENTION \$						EACH OCCURRENCE \$ AGGREGATE \$ \$
B	<b>WORKERS COMPENSATION AND EMPLOYERS' LIABILITY</b> ANY PROPRIETOR/PARTNER/EXECUTIVE OFFICER/MEMBER EXCLUDED? (Mandatory in NH) If yes, describe under DESCRIPTION OF OPERATIONS below		<input type="checkbox"/> Y <input checked="" type="checkbox"/> N    N/A	WLR C49112294 (AL,AR,FL,ID,IA,KS,KY,LA,MS,MO,NE,NM,ND,OK,SC,SD,WV,WY)	03/01/2017	03/01/2018	<input checked="" type="checkbox"/> PER STATUTE <input type="checkbox"/> OTH-ER E.L. EACH ACCIDENT \$ 1,000,000 E.L. DISEASE - EA EMPLOYEE \$ 1,000,000 E.L. DISEASE - POLICY LIMIT \$ 1,000,000

DESCRIPTION OF OPERATIONS / LOCATIONS / VEHICLES (ACORD 101, Additional Remarks Schedule, may be attached if more space is required)

<b>CERTIFICATE HOLDER</b> CITY OF BELLE ISLE 1600 NELA AVENUE BELLE ISLE, FL 32809	<b>CANCELLATION</b> SHOULD ANY OF THE ABOVE DESCRIBED POLICIES BE CANCELLED BEFORE THE EXPIRATION DATE THEREOF, NOTICE WILL BE DELIVERED IN ACCORDANCE WITH THE POLICY PROVISIONS.  AUTHORIZED REPRESENTATIVE of Marsh USA Inc. Manashi Mukherjee <i>Manashi Mukherjee</i>
---	---



2016 - 2017 HILLSBOROUGH COUNTY BUSINESS TAX RECEIPT

EXPIRES SEPTEMBER 30, 2017

OCC. CODE

090.022000 RESIDENTIAL CONTRACTOR

35611
NEW BUSINESS

1 Employees

Receipt Fee	9.00
Hazardous Waste Surcharge	20.00
Law Library Fee	0.00

CRC046858

BUSINESS RAMDIAL BOYSIE GANGA  
 THE HOME DEPOT  
 9208 FLORIDA PALM DR  
 TAMPA, FL 33619

# 2016 - 2017

NAME BOYSIE RAMDIAL  
 MAILING C/O: THE HOME DEPOT USA INC  
 ADDRESS THE HOME DEPOT  
 2455 PACES FERRY RD

Paid 16-326-003393  
 04/07/2017 29.00

## BUSINESS TAX RECEIPT

HAS HEREBY PAID A PRIVILEGE TAX TO ENGAGE  
 IN BUSINESS, PROFESSION, OR OCCUPATION SPECIFIED HEREON

DOUG BELDEN, TAX COLLECTOR  
 813-635-6200

THIS BECOMES A TAX RECEIPT WHEN VALIDATED.