



# City of Belle Isle

Universal Engineering Sciences 3532 Maggie Blvd., Orlando, FL 32811  
Tel 407-581-8161 \* Fax 407-581-0313 \* [www.universalengineering.com](http://www.universalengineering.com)

## PERMIT CARD - PLEASE POST AT JOB SITE

THIS DOCUMENT BECOMES YOUR PERMIT WHEN PROPERLY VALIDATED

Per FBC 105.3.3 An enforcing authority may not issue a building permit for any building construction, erection, alteration, modification, repair or addition unless the permit either includes on its face or there is attached to the permit the following statement: "NOTICE: In addition to the requirements of this permit, there may be additional restrictions applicable to this property that may be found in the public records of this county, and there may be additional permits required from other governmental entities such as water management districts, state agencies, or federal agencies." The issuance of this permit does not grant permission to violate any applicable City, Orange County, State of Florida and/or Federal codes and/or ordinances. Separate permits are required for Signs, Roofing, Electrical, Gas, Plumbing and Mechanical services. This permit becomes VOID if the work authorized is not commenced within 6 months, or is suspended or abandoned for a period of 6 months after commencement. WORK SHALL BE CONSIDERED SUSPENDED IF AN APPROVED INSPECTION HAS NOT BEEN MADE WITHIN A 6 MONTH PERIOD. PERMISSION IS GRANTED TO DO THE FOLLOWING WORK ACCORDING TO THE CONDITIONS HEREON AND THE APPROVED PLANS AND SPECIFICATIONS, SUBJECT TO COMPLIANCE WITH THE ORDINANCES OF THE CITY OF BELLE ISLE, FLORIDA.

Scope of Work: ROOF: new, 385sf asphalt shingle

Comments: None

### Project Information

Address: 2828 Montmart Drive, Belle Isle, FL 32812  
Parcel ID: 18-23-30-4391-04-520  
Property Owner: Rogers, Richard Jr.  
Phone Number: 407-855-6280  
\*\*\*\*\*  
Company Name: MJ Construction, Inc.  
Contractor Name: Jensen, Mark  
License Number: CBC0057624  
Address: 4099 Floralwood Court, Orlando, FL 32812  
Phone Number: 321-202-0478

Permit Number: 2014-06-031

Date of Application: 06/17/2014

Date Permit Issued: 07/01/2014

**WARNING TO OWNER:** "YOUR FAILURE TO RECORD A NOTICE OF COMMENCEMENT MAY RESULT IN YOU PAYING TWICE FOR IMPROVEMENTS TO YOUR PROPERTY. IF YOU INTEND TO OBTAIN FINANCING, CONSULT WITH YOUR LENDER OR AN ATTORNEY BEFORE RECORDING YOUR NOTICE OF COMMENCEMENT." ON THE JOB INSPECTION(S) MUST BE MADE BEFORE PROCEEDING WITH SUBSEQUENT WORK. THIS CARD MUST BE DISPLAYED OUTSIDE AND BE PROTECTED FROM THE WEATHER WHILE BEING VISIBLE FROM THE STREET UNTIL THE FINAL INSPECTIONS HAVE BEEN APPROVED.

### BUILDING FEATURES

#### IMPACT FEES

Traffic \$  
School \$

#### ZONING FEES

Zoning Fee \$30.00

#### UNIVERSAL ENG - BUILDING FEES

Boat Dock \$  
Boat House \$  
Building \$  
Demo \$  
Door(s) \$  
Driveway \$  
Electrical \$  
Fence \$  
Gas \$  
Low Voltage \$  
Mechanical \$  
Plumbing \$  
Pool \$  
Roofing \$45.00  
Screen Encl \$  
Shed \$  
Temp Pole \$  
Window(s) \$

#### SURCHARGE FEES

Surcharge Fee \$2.00  
Surcharge Fee \$2.00

**TOTAL FEES \$79.00**

Date Paid 7-18-14

CC or Check # 1544

Amount Paid 79.00

The person accepting this permit shall conform to the terms of the application on file and construction shall conform to the requirements of the Florida Building Code (FS 553).

#### BUILDING INSPECTOR USE ONLY

IF APPLICABLE:

Have Zoning Approval Conditions Been Met? YES NO Have Stormwater Approval Conditions

Been Met? YES NO Silt fencing in place? YES NO Turbidity Barrier in place? YES NO

#### BUILDING

1<sup>st</sup> Survey specific foundation plan must be onsite before slab pour. Approved Plan on Site? \_\_\_\_\_  
(Footing/Foundation)

2<sup>nd</sup> \_\_\_\_\_  
(Slab)

3<sup>rd</sup> \_\_\_\_\_  
(Lintel)(Wall Reinforcing on Masonry Building)

4<sup>th</sup> \_\_\_\_\_  
(Exterior Framing)(Roof/Wall Sheathing)

5<sup>th</sup> \_\_\_\_\_  
(Framing) (To be made after Plumbing/ Mechanical/  
Electrical Rough-Ins & Windows/Doors Installed)

6<sup>th</sup> \_\_\_\_\_  
(Insulation to be Made After Roof Installed)

7<sup>th</sup> \_\_\_\_\_  
(Drywall)

8<sup>th</sup> \_\_\_\_\_  
(Sidewalk/Driveway)

9<sup>th</sup> \_\_\_\_\_  
(Other)

10<sup>th</sup> \_\_\_\_\_  
(Final - After MEP and Other Applicable Finals)

#### ROOFING OSHA APPROVED ACCESS MUST BE MADE AVAILABLE TO INSPECTOR

1<sup>st</sup> ROOFING Deck Nailing/Dry-in/Flashing \_\_\_\_\_

2<sup>nd</sup> ROOFING Covering In-Progress \_\_\_\_\_

3<sup>rd</sup> ROOFING Covering Final \_\_\_\_\_

PLUMBING (Pool-Piping, Solar, Irrigation, Water Treatment Equip. Etc...)

1<sup>st</sup> \_\_\_\_\_  
(Underground) 2<sup>nd</sup> \_\_\_\_\_  
(Sewer)

3<sup>rd</sup> \_\_\_\_\_  
(Rough-In/Tub Set) 4<sup>th</sup> \_\_\_\_\_  
(Final)

#### CHECK APPROPRIATE BOX

GAS \_\_\_ Natural \_\_\_ LP \_\_\_ MECHANICAL \_\_\_ ELECTRICAL \_\_\_ LOW VOLTAGE

1<sup>st</sup> \_\_\_\_\_  
(Rough-In) 2<sup>nd</sup> \_\_\_\_\_  
(Final)

Inspection requests are to be emailed to [BiDscheduling@UniversalEngineering.com](mailto:BiDscheduling@UniversalEngineering.com); a confirmation email will be sent back to you upon scheduling. Next-Day inspection requests must be made by 1pm. Please include the following in your request: Permit #, project address, type of inspection, date of the requested inspection, a contact name & a contact phone number. AM or PM may be requested but cannot be guaranteed.

For a copy of your permit, or to check inspection results, please visit <https://universalengineering.sharefile.com/f/94edc4-832d-44bd-9809-ect32f9e2e63>  
login ID = [cobi@universalengineering.com](mailto:cobi@universalengineering.com) password = universal113



# City of Belle Isle

Universal Engineering Sciences 3532 Maggie Blvd., Orlando, FL 32811  
Tel 407-581-8161 \* Fax 407-581-0313 \* [www.universallengineering.com](http://www.universallengineering.com)

**Received**  
6-17-14

## APPLICATION FOR ROOFING PERMIT

**WARNING TO OWNER:** YOUR FAILURE TO RECORD A NOTICE OF COMMENCEMENT MAY RESULT IN YOUR PAYING TWICE FOR IMPROVEMENTS TO YOUR PROPERTY. A NOTICE OF COMMENCEMENT MUST BE RECORDED AND POSTED ON THE JOB SITE BEFORE THE FIRST INSPECTION. IF YOU INTEND TO OBTAIN FINANCING, CONSULT WITH YOUR LENDER OR AN ATTORNEY BEFORE RECORDING YOUR NOTICE OF COMMENCEMENT.

DATE OF APPLICATION: JUNE 2, 2014

ROOF PERMIT NUMBER 2014-06-031

PLEASE PRINT. The undersigned hereby applies for a permit to make installations as indicated below.

Project Address 2828 MONTMART DR

Belle Isle, FL  32809  32812

Property Owner RICHARD B ROGERS JR

Phone 407-855-6280

Property Owner's Mailing Address Same

City \_\_\_\_\_

State \_\_\_\_\_ Zip Code 18-23-30-4391-04-520

**Parcel Id Number:** 18-23-30-4391-04-520  
REQUIRED! To obtain this information, please visit <http://www.ocpafl.org/Searches/ParcelSearch.aspx>

Class of Building: Old  New  Type of Building: Residential  Commercial  Other

Type of Work: New Roof  ReRoof  BOATHOUSE

- **REQUIRED!** Florida Product Approval Screen Printout from [www.floridabuilding.org](http://www.floridabuilding.org) showing the Code Version
- **REQUIRED!** Florida Product Approval Installation Instructions from [www.floridabuilding.org](http://www.floridabuilding.org) (not the manufacturer instructions)
- **REQUIRED!** Copies of your General Liability & Worker's Comp Insurance Certificate & State and Local Licenses

Please indicate the nature of work by completing the information below.

Roof Square Footage: 385 Number of Stories: 1 Job Valuation: \$ 1,200

Type: Asphalt Shingles  Metal  Modified Bitumen  Other: \_\_\_\_\_

I hereby certify that the above is true and correct to the best of my knowledge and make Application for Permit as outlined above, and if same is granted I agree to conform to all Florida Building Code Regulations and City Ordinances regulating same and in accordance with plans submitted. The issuance of this permit does not grant permission to violate any applicable Town and/or State of Florida codes and/or ordinances. By signing below, I recognize Republic Services is by legal contract the sole authorized provider of garbage, recycling, yard waste, and commercial garbage and construction debris collection and disposal services with the city limits of the City. Contractors, homeowners and commercial businesses may contact Republic Services at 407-293-8000 to setup accounts for Commercial, Construction Roll Off, or other services needed. Rates are fixed by contract and are available at City Hall or from Republic Services. The City enforces the contract through its code enforcement office. Failure to comply will result in a stop work order.

LICENSE HOLDER SIGNATURE [Signature] LICENSE # CBC 0057624

LICENSE HOLDER NAME MARK JENSEN COMPANY NAME MJ CONSTRUCTION, INC.

Street Address 4099 FLORALWOOD CT

City ORLANDO State FL Zip Code 32812 Phone Number 321-202-0478

Email Address RAFAEL@DOCKSNSEAWALLS.COM

Building Official: [Signature] Date 6/27/14

Verified Contractor's Licenses & Insurance are on file sq Date 6-17-14

Zoning Fee \$ 30<sup>00</sup>

Permit Fee \$ 30<sup>00</sup>

Review Fee \$ 15<sup>00</sup>

3% Florida Surcharge \$ 4<sup>00</sup>

Total Permit Fee \$ 79<sup>00</sup>

NOTE: The Building Permit Number is required if the Roof Installation is associated with any construction or alteration where a Building Permit has been issued. Building Permit Number 2014-06-030



**City of Belle Isle**  
 Universal Engineering Sciences 3532 Maggie Blvd., Orlando, FL 32811  
 Tel 407-581-8161 \* Fax 407-581-0313 \* [www.universalengineering.com](http://www.universalengineering.com)

## Product Approval Form

DATE: JUNE 2, 2014

PERMIT # \_\_\_\_\_

PROJECT ADDRESS 2828 MONTMART DR

Belle Isle, FL  32809  32812

As required by Florida Statute 553.842 and Florida Administrative Code 9B-72m, please provide the information and approval numbers of the building components listed below if they will be utilized on the building or structure. FL Approved products are listed online at [www.floridabuilding.org](http://www.floridabuilding.org) or can be obtained from the local product supplier. The following information must be turned in with permit application and available onsite for inspections:

1. This Product Approval Cover Sheet
2. Internet screen from [FloridaBuilding.org](http://FloridaBuilding.org) showing PA#, approval and code edition stamped
3. Manufacturer's *installation* details from [FloridaBuilding.org](http://FloridaBuilding.org) and requirements for each product stamped

Product Type	Manufacturer	Model/Series	FL Product Approval #	Product Type	Manufacturer	Model/Series	FL Product Approval #
EXTERIOR DOORS							
Swinging				Sliding			
Sliding				Soffits			
Sectional/Rollup				Storefront			
Other				Glass Block			
				Other			
WINDOWS							
Single/Dbl Hung				Asphalt Shingles	CERTAINTEEED	LANDMARK	5444-126
Horizontal Slider				Non Struct Metal			
Casement				Roofing Tiles			
Fixed				Single Ply Roof			
Mullion				Other			
Skylights							
Other							
STRUCTURAL COMPONENTS							
Wood Connectors							
Wood Anchors							
Truss Plates							
Insulation Forms							
Lintels							
Other							
OTHER							

It is the applicant's responsibility to verify that specific products have been installed in accordance with their limitations and with the minimum required design pressures for the structure. Specific compliance will be verified during field inspections.

Applicant Signature

Date 6/2/14

FLORIDA DEPARTMENT OF  
**Business & Professional Regulation**  
 Florida Department of  
**Business & Professional Regulation**  
 License Information - Regulatory Menu  
 A DIVISION OF THE  
 SECRETARY



BCPS HOME ABOUT BCPRA COMPLIANCE CONTACT US  
 BCPS Staff BCIS Site Map Links Search

BCIS Home Log In User Registration Hot Topics Submit Surcharge Stats & Facts Publications BCIS Staff Links Search

Product Approval Menu > Product or Application Search > Application List > **Application Detail**

FL # FL5444-R6  
 Application Type Revision  
 Code Version 2010  
 Application Status Approved  
 Comments  
 Archived



Product Manufacturer  
 Address/Phone/Email

CertainTeed Corporation-Roofing  
 PO Box 1100  
 1400 Union Meeting Rd  
 Blue Bell, PA 19422  
 (215) 274-2350  
 Steven.T.Lawrey@saint-gobain.com

Authorized Signature

Steven Lawrey  
 Steven.T.Lawrey@saint-gobain.com

Technical Representative  
 Address/Phone/Email

Steven Lawrey  
 1400 Union Meeting Road  
 Blue Bell, PA 19422  
 (215) 274-2425  
 Steven.T.Lawrey@saint-gobain.com

Quality Assurance Representative  
 Address/Phone/Email

Category  
 Subcategory

Roofing  
 Asphalt Shingles

Compliance Method

Evaluation Report from a Florida Registered Architect or a Licensed Florida Professional Engineer  
 Evaluation Report - Hardcopy Received

Florida Engineer or Architect Name who developed the Evaluation Report  
 Florida License  
 Quality Assurance Entity  
 Quality Assurance Contract Expiration Date  
 Validated By

Robert Nieminen  
 PE-59166  
 ULL LLC  
 02/13/2016  
 John W. Knezevich, PE  
 Validation Checklist - Hardcopy Received

Certificate of Independence

FL5444\_R6\_COI\_2014\_01\_COI\_Nieminen.pdf

Referenced Standard and Year (of Standard)

**Standard**  
 ASTM D3161, Class F  
 ASTM D3462  
 ASTM D7158, Class H  
**Year**  
 2006  
 2007  
 2007

Equivalence of Product Standards Certified By

Sections from the Code

Product Approval Method

Method 1 Option D

Date Submitted

02/27/2014

[http://www.floridabuilding.org/pr\\_app\\_dtl.aspx?param=wGEVXQwtDqtah1gO7CSsoyc...](http://www.floridabuilding.org/pr_app_dtl.aspx?param=wGEVXQwtDqtah1gO7CSsoyc...) 6/2/2014

Date Validated 02/27/2014  
 Date Pending FBC Approval 03/03/2014  
 Date Approved 04/18/2014  
 Date Revised 04/29/2014

**Summary of Products**

FL #	Model, Number or Name	Description
5444.1	CertainTeed Asphalt Roofing Shingles	3-tab, 4-tab, strip (no-cut-outs), laminated and architectural asphalt roof shingles
<p><b>Limits of Use</b>  <b>Approved for use in HVHZ:</b> No  <b>Approved for use outside HVHZ:</b> Yes  <b>Impact Resistant:</b> N/A  <b>Design Pressure:</b> N/A  <b>Other:</b> Refer to ER Section 5 for Limits of Use</p>		
<p><b>Installation Instructions</b>                      FL5444_R6_II_2014_02_FINAL_ER_CERTAINTEED_Aspphalt Shingle_FL5444-R6.pdf                      Verified By: Robert Nieminen, PE PE-59166                      Created by Independent Third Party: Yes</p> <p><b>Evaluation Reports</b>                      FL5444_R6_AE_2014_02_FINAL_ER_CERTAINTEED_Aspphalt Shingle_FL5444-R6.pdf                      Created by Independent Third Party: Yes</p>		

[Back](#)

[Next](#)

Contact Us :: 1940 North Monroe Street, Tallahassee FL 32399 Phone: 850-487-1824

The State of Florida is an AA/EEO employer. Copyright 2007-2013 State of Florida. :: Privacy Statement :: Accessibility Statement :: Refund Statement

Under Florida law, email addresses are public records. If you do not want your e-mail address released in response to a public-records request, do not send electronic mail to this entity. Instead, contact the office by phone or by traditional mail. If you have any questions, please contact 850.487.1395. \*You must to Section 455.275(1), Florida Statutes, effective October 1, 2012, licenses licensed under Chapter 455, F.S. must provide the Department with an email address if they have one. The emails provided may be used for official communication with the licensee. However, email addresses are public record. If you do not wish to supply a personal address, please provide the Department with an email address which can be made available to the public. To determine if you are a licensee under Chapter 455, F.S., please click [here](#).

**Product Approval Accepts:**





EXTERIOR RESEARCH & DESIGN, LLC.  
*Certificate of Authorization #9503*  
353 CHRISTIAN STREET, UNIT #13  
OXFORD, CT 06478  
PHONE: (203) 262-9245  
FAX: (203) 262-9243

## EVALUATION REPORT

CertainTeed Corporation  
1400 Union Meeting Road  
Blue Bell, PA 19422

Evaluation Report **3532.09.05-R6**  
**FL5444-R6**  
Date of Issuance: **09/22/2005**  
Revision **6: 02/27/2014**

### SCOPE:

This Evaluation Report is issued under Rule 9N-3 and the applicable rules and regulations governing the use of construction materials in the State of Florida. The documentation submitted has been reviewed by Robert Nieminen, P.E. for use of the product under the Florida Building Code and Florida Building Code, Residential Volume. The products described herein have been designed to comply with the 2010 Florida Building Code.

### DESCRIPTION: CertainTeed Asphalt Roofing Shingles.

**LABELING:** Each unit shall bear labeling in accordance with the requirements of the Accredited Quality Assurance Agency noted herein.

**CONTINUED COMPLIANCE:** This Evaluation Report is valid until such time as the named product(s) changes, the referenced Quality Assurance documentation changes, or provisions of the Code that relate to the product change. Acceptance of this Evaluation Report by the named client constitutes agreement to notify Robert Nieminen, P.E. if the product changes or the referenced Quality Assurance documentation changes. Trinity|ERD requires a complete review of this Evaluation Report relative to updated Code requirements with each Code Cycle.

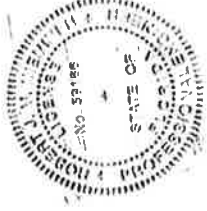
**ADVERTISEMENT:** The Evaluation Report number preceded by the words "Trinity|ERD Evaluated" may be displayed in advertising literature. If any portion of the Evaluation Report is displayed, then it shall be done in its entirety.

**INSPECTION:** Upon request, a copy of this entire Evaluation Report shall be provided to the user by the manufacturer or its distributors and shall be available for inspection at the job site at the request of the Building Official.

This Evaluation Report consists of pages 1 through 11.

### Prepared by:

**Robert J.M. Nieminen, P.E.**  
*Florida Registration No. 59166, Florida DCA ANE1983*



The facsimile seal appearing was authorized by Robert Nieminen, P.E. on 02/27/2014. This does not serve as an electronically signed document. Signed, sealed hardcopies have been transmitted to the Product Approval Administrator and to the named client.

### CERTIFICATION OF INDEPENDENCE:

1. Trinity|ERD does not have, nor does it intend to acquire or will it acquire, a financial interest in any company manufacturing or distributing products it evaluates.
2. Trinity|ERD is not owned, operated or controlled by any company manufacturing or distributing products it evaluates.
3. Robert Nieminen, P.E. does not have nor will acquire, a financial interest in any company manufacturing or distributing products for which the evaluation reports are being issued.
4. Robert Nieminen, P.E. does not have, nor will acquire, a financial interest in any other entity involved in the approval process of the product.

**ROOFING SYSTEMS EVALUATION:**
**1. SCOPE:**

**Product Category:** Roofing  
**Sub-Category:** Asphalt Shingles

**Compliance Statement:** CertainTeed Asphalt Roofing Shingles, as produced by CertainTeed Corporation, have demonstrated compliance with the following sections of the Florida Building Code and Florida Building Code, Residential Volume through testing in accordance with the following Standards. Compliance is subject to the Installation Requirements and Limitations / Conditions of Use set forth herein.

**2. STANDARDS:**

<b>Section</b>	<b>Property</b>	<b>Standard</b>	<b>Year</b>
1507.2.5, R905.2.4	Physical Properties	ASTM D3462	2007
1507.2.7.1, R905.2.6.1	Wind Resistance	ASTM D3161, Class F	2006
1507.2.7.1, R905.2.6.1	Wind Resistance	ASTM D7158, Class H	2007

**3. REFERENCES:**

<b>Entity</b>	<b>Examination</b>	<b>Reference</b>	<b>Date</b>
UL (TST 1740)	ASTM D3161	94NK9632	05/15/1998
UL (TST 1740)	ASTM D3161	99NK26506	11/23/1999
UL (TST 1740)	ASTM D3161	03CA12702	05/27/2003
UL (TST 1740)	ASTM D3161	03CA12702	06/16/2003
UL (TST 1740)	ASTM D3161	03NK29847	10/03/2003
UL (TST 1740)	ASTM D3161	04CA11329	05/24/2004
UL (TST 1740)	ASTM D3161	04CA32986	12/03/2004
UL (TST 1740)	ASTM D3161	05NK07049	04/15/2005
UL (TST 1740)	ASTM D3161	05NK16778	05/12/2005
UL (TST 1740)	ASTM D3161	05CA16778	05/12/2005
UL (TST 1740)	ASTM D3161	05NK14836	05/22/2005
UL (TST 1740)	ASTM D3161	05NK22800	06/22/2005
UL (TST 1740)	ASTM D3462	R684	09/21/2005
UL (TST 1740)	ASTM D7158	05NK08037	06/28/2006
UL (TST 1740)	ASTM D3161 & D3462	09CA28873	07/23/2009
UL (TST 1740)	ASTM D3462	10CA41303	10/07/2010
UL (TST 1740)	ASTM D3161	10CA41303	10/08/2010
UL (TST 1740)	ASTM D7158	10CA41303	10/27/2010
UL (TST 1740)	ASTM D3161 & D3462	10CA44960	11/11/2010
UL LLC (TST 9628)	ASTM D3161, D3462 & D7158	13CA32897	11/21/2013
UL LLC (QUA 9625)	Quality Control	Service Confirmation	Exp. 02/13/2016

#### 4. PRODUCT DESCRIPTION:

- 4.1 CT20™, XT™ 25 and XT™ 30 are fiberglass reinforced, 3-tab asphalt roof shingles.
- 4.2 Carriage House Shangle®, Centennial Slate™, Grand Manor Shangle®, Landmark™, Landmark™ Pro, Landmark™ Premium, Landmark™ TL and Landmark™ Solaris are fiberglass reinforced, laminated asphalt roof shingles.
- 4.3 Presidential Shake™ and Presidential Shake TL™ are fiberglass reinforced, architectural asphalt roof shingles.
- 4.4 Hatteras™ and Highland Slate™ are fiberglass reinforced, 4-tab asphalt roof shingles.
- 4.5 Patriot™ is a fiberglass reinforced asphalt roof strip-shingle (with no cut-outs) providing a laminated appearance through an intermittent shadow line with contrasting blend drops for color definition.
- 4.6 Presidential Accessory, Accessory for Hatteras, Shangle Ridge™, Shadow Ridge™ and Cedar Crest™ are fiberglass reinforced accessory shingles for hip and ridge installation.
- 4.7 Any of the above listed shingles may be produced in AR (algae resistant) versions.

#### 5. LIMITATIONS:

- 5.1 This Evaluation Report is not for use in the HVHZ
- 5.2 Fire Classification is not part of this Evaluation Report; refer to current Approved Roofing Materials Directory for fire ratings of this product.
- 5.3 Wind Classification:
  - 5.3.1 All shingles noted herein are Classified in accordance with FBC Tables 1507.2.7.1 and R905.2.6.1 to ASTM D3161, Class F and/or ASTM D7158, Class H, indicating the shingles are acceptable for use in all wind zones up to  $V_{asd} = 150$  mph ( $V_{uit} = 194$  mph). Refer to Section 6 for installation requirements to meet this wind rating.
  - 5.3.2 Presidential Accessory, Accessory for Hatteras, Shangle Ridge, Shadow Ridge and Cedar Crest hip & ridge shingles have been evaluated in accordance with ASTM D3161, Class F when BASF Sonolastic NP 1 adhesive or Henkel PL® Polyurethane Roof & Flashing Sealant, applied as specified in manufacturer's application instructions, indicating the shingles are acceptable for use in all wind zones up to  $V_{asd} = 150$  mph ( $V_{uit} = 194$  mph).
  - 5.3.3 Classification by ASTM D7158 applies to exposure category B or C and a building height of 60 feet or less. Calculations by a qualified design professional are required for conditions outside these limitations. Contact the shingle manufacturer for data specific to each shingle.
    - 5.3.3.1 Analysis in accordance with ASTM D7158 indicates the measured uplift resistance ( $R_T$ ) for the CertainTeed asphalt roofing shingles listed in Section 4.1 through 4.5 exceeds the calculated uplift force ( $F_T$ ) at a maximum design wind speed of  $V_{asd} = 150$  mph ( $V_{uit} = 194$  mph) for residential buildings located in Exposure D conditions with no topographical variations (flat terrain) having a mean roof height less than or equal to 60 feet.
- 5.4 The shingles are permissible under Code for installation in these conditions using the installation procedures detailed in this Evaluation Report and CertainTeed minimum requirements, subject to minimum codified fastening requirements established within any local jurisdiction, which shall take precedence.
- 5.4 All products in the roof assembly shall have quality assurance audits in accordance with the Florida Building Code and F.A.C. Rule 9N-3.

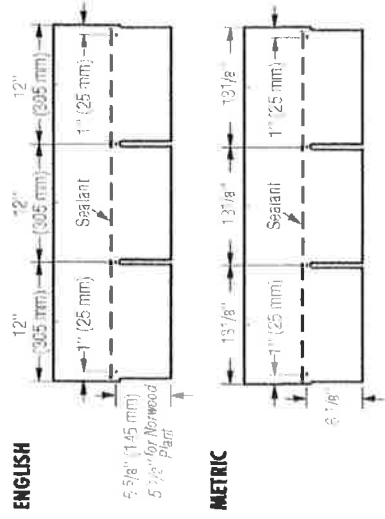


**6. INSTALLATION:**

- 6.1 Roof deck, slope, underlayment and fasteners shall comply with FBC 1507.2 / R905.2 and the shingle manufacturer's minimum requirements.
- 6.1.1 Underlayment shall be acceptable to CertainTeed Corporation and shall hold current Florida Statewide Product Approval, or be Locally Approved per Rule 9N-3, per FBC Sections 1507.2.3, 1507.2.4 or R905.2.3.
- 6.2 Installation of asphalt shingles shall comply with the manufacturer's current published instructions, using minimum four (4) nails per shingle in accordance with FBC 1507.2.7 or Section R905.2.6 and the minimum requirements herein.
- 6.2.1 Fasteners shall be in accordance with manufacturer's published requirements, but not less than FBC 1507.2.6 or R905.2.5. Staples are not permitted.
- 6.2.2 Where the roof slope exceeds 21 units vertical in 12 units horizontal, use the "Steep Slope" directions.
- 6.3 CertainTeed asphalt shingles are acceptable for use in reroof (tear-off) or recover applications, subject to the limitations set forth in FBC Section 1510 and CertainTeed published installation instructions.

**6.3.1 CT20™, XT™ 25, and XT™ 30:**

**LOW AND STANDARD SLOPE**



**STEEP SLOPE**

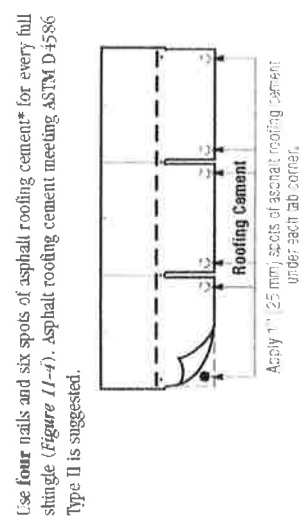


Figure 11-4: Use four nails and six spots of asphalt cement on steep slopes.  
 \*CAUTION: Excessive use of roofing cement can cause shingles to blister.

Figure 11-3: Use four nails for every full shingle.

**6.3.1.1 Hip & Ridge: Cut Shingles**

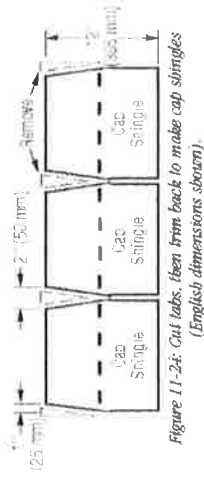


Figure 11-24: Cut tabs, then trim back to make cap shingles (English dimensions shown).

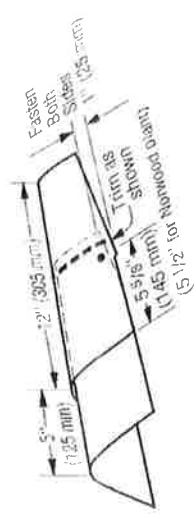


Figure 11-25: Installation of caps along the hips and ridges.

Note: For ASTM D3161 - Class F, use BASF Sonolastic NP 1 adhesive or Henkel PL® Polyurethane Roof & Flashing Sealant, in accordance with manufacturer's instructions.

6.3.2 **Carriage House Shangle®, Centennial Slate™ and Grand Manor Shangle®:**

**LOW AND**

**STANDARD SLOPE**

Use five nails for every full Shangle.

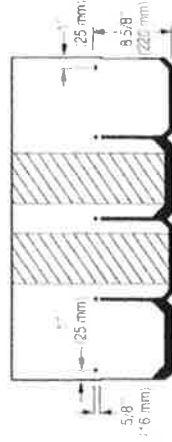


Figure 17-6. Use five nails for every full Grand Manor Shangle, Carriage House Shangle or Centennial Slate.

**STEP SLOPE**

Use seven nails and three spots of asphalt roofing cement for every full Grand Manor Shangle. Use five nails and three spots of asphalt roofing cement for every full Carriage House Shangle and Centennial Slate. Apply asphalt roofing cement 1" (25 mm) from edge of shingle (Figure 17-5). Asphalt roofing cement meeting ASTM D-1586 Type II is suggested.

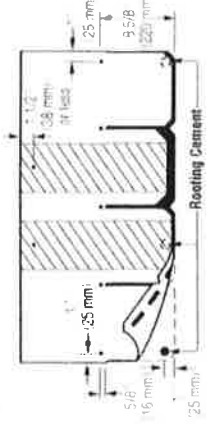


Figure 17-5. When installing Grand Manor Shangles on steep slopes, use seven nails and three spots of asphalt roofing cement.

6.3.2.1 Hip & Ridge: Shangle® Ridge

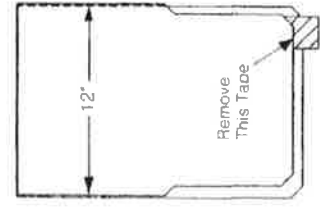


Figure 17-18: Shangle® Ridge.

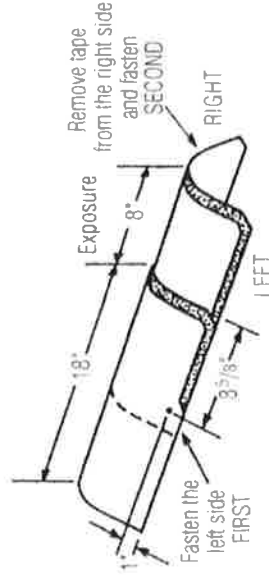


Figure 17-19: Installation of Shangle® Ridge shingles on hips and ridges.

Note: For ASTM D3161 - Class F, use BASF Sonolastic NP 1 adhesive or Henkel PL® Polyurethane Roof & Flashing Sealant in accordance with manufacturer's instructions.

6.3.3

**Landmark™, Landmark™ Pro (formerly Landmark™ Plus), Landmark™ Premium, Landmark™ TL and Landmark™ Solaris:**

**LOW AND STANDARD SLOPE**

**METRIC DIMENSIONS**

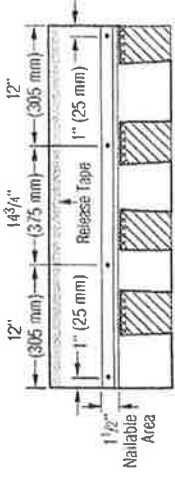


Figure 13-4: Use four nails for every full shingle.

**STEEP SLOPE**

Use six nails and four spots of asphalt roofing cement for every full laminated shingle. See below. Asphalt roofing cement should meet ASTM D4586 Type II. Apply 1" spots of asphalt roofing cement under each corner and at about 1.2" to 1.3" in from each edge.

**METRIC DIMENSIONS**

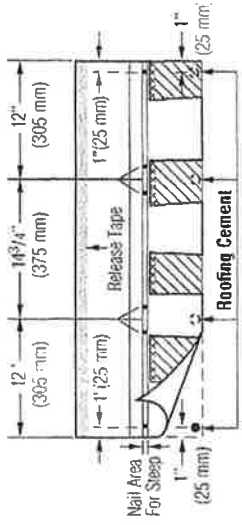


Figure 13-5: Use six nails and four spots of asphalt roofing cement on steep slopes.

6.3.3.1 Hip & Ridge, Option 1: Shadow Ridge™

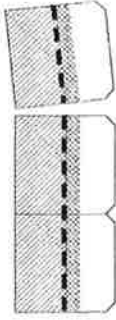
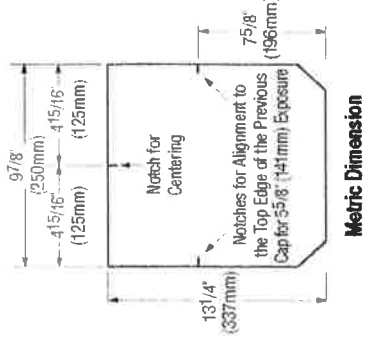
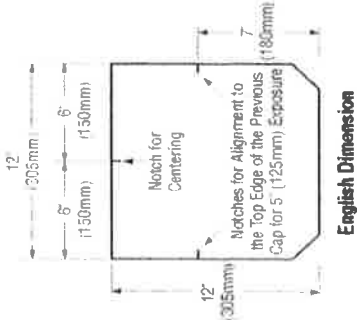


Figure 13-16: Shadow Ridge accessory shingles detach easily from three-piece units to make 72 individual cap pieces.



6.3.5.1 Hip & Ridge, Option 1: Accessory for Hatteras

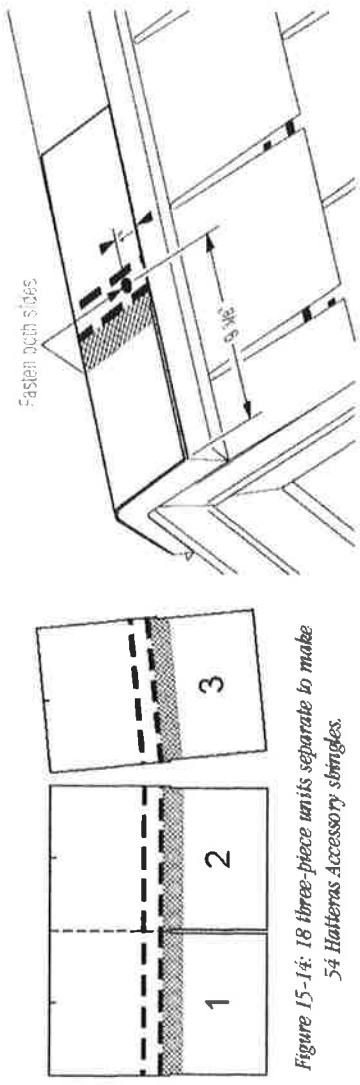


Figure 15-14: 18 three-piece units separate to make 54 Hatteras Accessory shingles.

Note: For ASTM D3161 - Class F, use BASF Sonolastic NP 1 adhesive or Henkel PL® Polyurethane Roof & Flashing Sealant in accordance with manufacturer's instructions.

6.3.5.2 Hip & Ridge, Option 2: Cut Hatteras Shingles

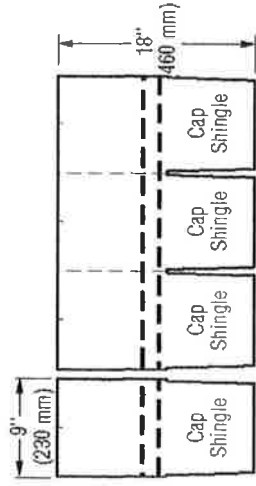


Figure 15-20: Cut Hatteras shingles to make cover caps.

Note: For ASTM D3161 - Class F, use BASF Sonolastic NP 1 adhesive or Henkel PL® Polyurethane Roof & Flashing Sealant in accordance with manufacturer's instructions.




Figure 15-21: Installation of caps along hips and ridges.



**7. LABELING:**

- 7.1 Each unit shall bear a permanent label with the manufacturer's name, logo, city, state and logo of the Accredited Quality Assurance Agency noted herein.
- 7.2 Asphalt shingle wrappers shall indicate compliance with one of the required classifications detailed in FBC Table 1507.2.7.1 / R905.2.6.1.

**8. BUILDING PERMIT REQUIREMENTS:**

As required by the Building Official or Authority Having Jurisdiction in order to properly evaluate the installation of this product.

**9. MANUFACTURING PLANTS:**

Contact the named QA entity for information on which plants produce products covered by Florida Rule 9N-3 QA requirements.

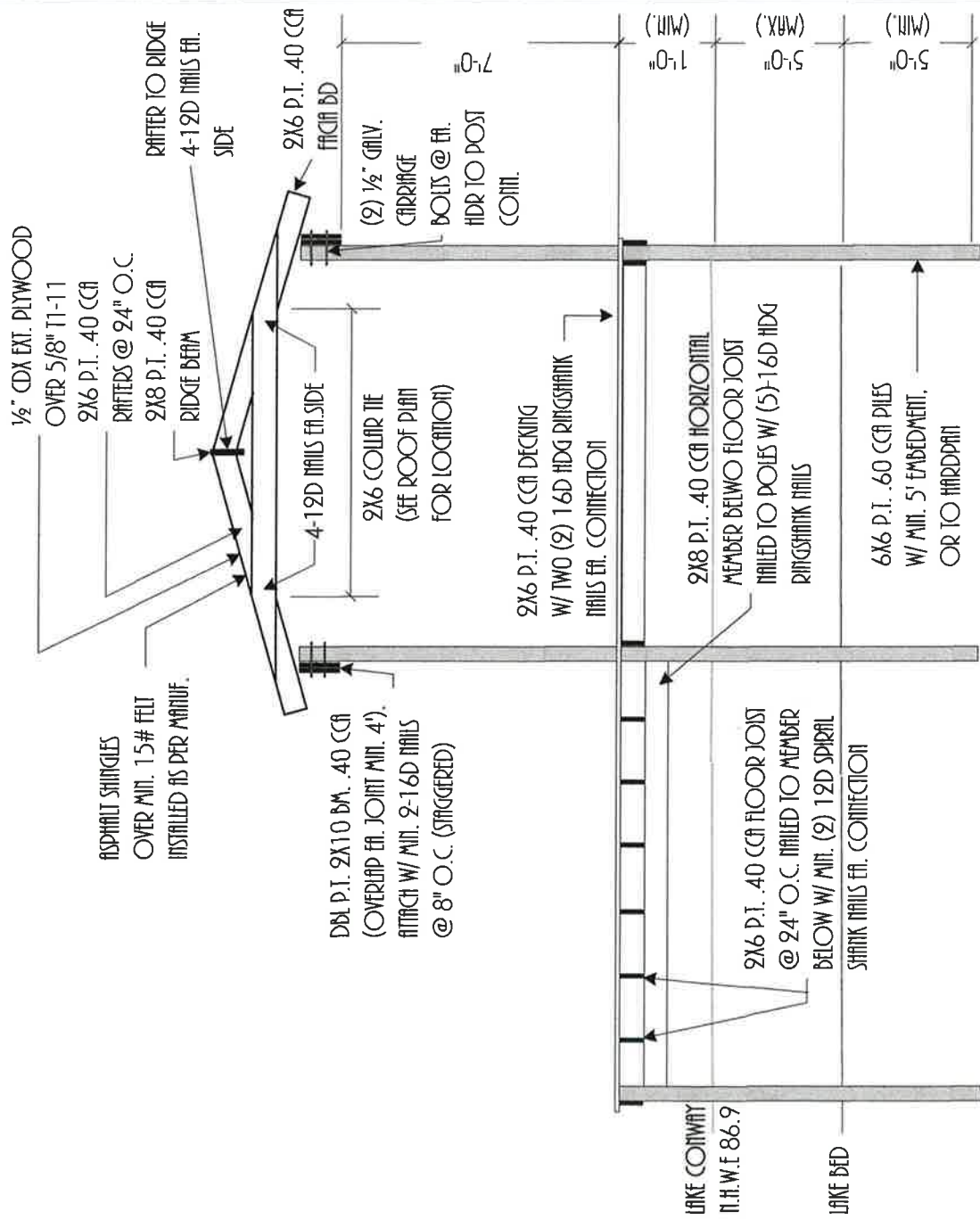
**10. QUALITY ASSURANCE ENTITY:**

UL LLC – QUA9625; (414) 248-6409; karen.buchmann@us.ul.com

**- END OF EVALUATION REPORT -**

PHASE I, PERMIT I:  
PHASE II, PERMIT II

received  
6-30-14



DATE:  
5/18/2014

ROGERS DOCK - 2828 MONTMART DRIVE, ORLANDO, FL 32812

SEAL

THOMPSON ENGINEERING  
GROUP (TEG)  
MICHAEL THOMPSON, P.E.  
FL # 47509  
5200 VINELAND ROAD, STE 250  
ORLANDO, FL 32811  
PH. (407) 529-3300

*Michael Thompson*

SECTION

1  
6

SCALE: 3/16" = 1'-0"